



**James Hardie**

**scyon**™ Advanced  
Cement Composite



# Product Overview – Trade

James Hardie® & Scyon™ Building Products October 2014



# Products and applications

Product	Page	Application																	
		Bathroom constructions	Bracing	Building wrap	Columns	Structural flooring	Cavity construction	Commercial facades	Decking	Decorative	Eaves	Soffits	External cladding	Fencing	Fire and acoustically rated wall	Internal lining	Jointing compound	Thermal break	Trim
Artista® column	48																		
ComTex® facade panel and fixing system	26																		
EasyLap™ panel	10																		
ExoTec® facade panel and fixing system	27																		
HardieBrace™ sheet	46																		
HardieBreak™ thermal strip	34																		
HardieFence™ EasyLock® system	47																		
HardieFlex™ sheet	11																		
HardieGroove™ lining	29																		
HardiePanel™ compressed sheet	39																		
HardiePlank™ weatherboard	12																		
HardieScreen™ lattice	49																		
HardieTex™ system	14																		
HardieWrap™ weather barrier	36																		
James Hardie™ ceramic tile underlay	44																		
James Hardie™ vinyl and cork underlay	45																		
PanelClad® sheet	15																		
PineRidge® lining	30																		
PrimeLine® weatherboard	16																		
Scyon™ Axent™ trim	38																		
Scyon™ Axon™ cladding	18																		
Scyon™ Linea™ weatherboard	20																		
Scyon™ Matrix™ cladding	22																		
Scyon™ Stria™ cladding	24																		
Scyon™ Secura™ exterior flooring	40																		
Scyon™ Secura™ interior flooring	42																		
Versilux® lining	31																		
Villaboard® lining	32																		

# Contents

<b>Introduction</b>	02
About us	02
<b>Good Environmental Choice Australia (GECA)</b>	03
<b>Composite construction</b>	04
<b>Our products</b>	06
<b>Products and applications</b>	10
<b>External cladding</b>	10
EasyLap™ panel	11
HardieFlex™ sheet	12
HardiePlank™ weatherboard	14
HardieTex™ system	15
PanelClad® sheet	16
PrimeLine® weatherboard	18
Scyon™ Axon™ cladding	20
Scyon™ Linea™ weatherboard	22
Scyon™ Matrix™ cladding	24
Scyon™ Stria™ cladding	26
<b>Facade systems</b>	26
ComTex® facade panel and fixing system	27
ExoTec® facade panel and fixing system	28
<b>Eaves</b>	28
HardieFlex™ sheet in eaves lining sizes	29
<b>Internal lining</b>	29
HardieGroove™ lining	30
PineRidge® lining	31
Versilux® lining	32
Villaboard® lining	34
<b>Thermal Break</b>	34
HardieBreak™ thermal strip	36
<b>Weather Barrier</b>	36
HardieWrap™ weather barrier	38
<b>Trim</b>	38
Scyon™ Axent™ trim	39
<b>Flooring</b>	39
HardiePanel™ compressed sheet	40
Scyon™ Secura™ exterior flooring	42
Scyon™ Secura™ interior flooring	44
<b>Underlays</b>	44
James Hardie™ ceramic tile underlay	45
James Hardie™ vinyl and cork underlay	46
<b>Bracing</b>	46
HardieBrace™ sheet	47
<b>Fencing</b>	47
HardieFence™ EasyLock® system	48
<b>Decorative products</b>	48
Artista® column	49
HardieScreen™ lattice	50
<b>Accessories</b>	50
<b>Best practice – working safely with fibre cement products</b>	58
1. Silica awareness	59
2. Best practice	60
3. Tools	62
<b>Accel™</b>	64

# About us

Our history dates back to 1888 when an enterprising young James Hardie left his family's tannery business in Scotland and migrated to Melbourne, Australia, in search of new opportunities.

Capitalising on his experience, James started business, importing oils and animal hide tanning products. He was joined in 1892 by a colleague from Glasgow, Andrew Reid, who became an equal partner in 1895. Reid was outgoing, energetic and visionary and his talents combined well with Hardie's sound commercial judgement.

James Hardie retired in 1911, selling his half of the business to Andrew Reid, whose family led the expanding business from 1911 until 1995, when his grandson John B Reid retired.

In the mid 1980s, James Hardie pioneered the development of cellulose fibre cement technology, and began designing and manufacturing a wide range of fibre cement building products that made use of the benefits that came from the product's durability, versatility and strength.

Using the technical and manufacturing expertise it developed in Australia, James Hardie then expanded its operations to become a world-leading, specialised, high-technology manufacturer of a wide range of fibre cement building products.

Today, James Hardie is the world's largest fibre cement manufacturer, with manufacturing operations in the United States, Australia, New Zealand and the Philippines.



Today, James Hardie is the world's largest fibre cement manufacturer.



# Good Environmental Choice Australia (GECA)

Testament to its commitment to sustainability, James Hardie has a selection of environmentally sustainable, commercial internal building products, that are now certified by Australia's only independent, not-for-profit, multi-sector eco labelling program - GECA (Good Environmental Choice Australia).

## GECA's transparent certification program:

- Helps specifiers to choose from thousands of certified products and services for use in commercial applications.
- Helps specifiers have confidence about these products' level of impact on the environment and human health and how they address important social considerations throughout their entire life cycle.
- Develops standards against which products and services can be independently audited by JAS-ANZ accredited conformance assessment bodies.
- Is recognised by the Green Building Council of Australia and helps commercial buildings earn points needed for Green Star certification.

## GECA's standards are:

- Developed following ISO 14024 principles for global best practice in eco-labelling.
- Formed based on public demand, via a development process that is transparent, consistent, and includes consultation with stakeholders, industry experts and the general public.
- Rigorous, scientific and relevant to key Australian industries.
- Designed to reward top performing products and services, and are internationally recognised through GECA's membership of the Global Eco-labelling Network.

## GECA's Panel Board Standard 04-2011 v2:

- Is currently the only GECA standard that is applicable to James Hardie® products.
- Includes a range of panel board products used for commercial interior fit-out applications such as interior panelling and as a component of furniture (it excludes exterior cladding, for which there is currently no GECA standard)

## James Hardie's Environmental Choice Australia License was granted in July 2014.

It was granted under GECA's Panel Board Standard, for the following James Hardie® commercial internal building products:

- Villaboard® lining
- Versilux® lining
- ARChitectural Invibe™ panel
- ARChitectural Inraw™ Panel



“The first and only Australian fibre cement manufacturer with GECA certified fibre cement building products.”

Barry Gordon  
Good Environmental Choice Australia  
July 2014



# Composite construction

James Hardie® products are durable building materials that are easy to incorporate into practical building systems that touch the earth lightly. This form of building is called composite construction – so called because it incorporates composite materials such as fibre cement, timber, foam and metal products in the building process.

It is typically used on an elevated floor supported by piers or stumps, but can also incorporate a concrete slab on the ground. A timber or steel frame normally acts as the structural element for walls and roofing.

Composite construction is a modern alternative to building in brick and offers a number of advantages over traditional construction methods.

## Benefits of composite construction

The key benefits of composite construction are:



### 1. LOWER EMBODIED ENERGY

Fibre cement products are low in embodied energy compared to other building materials like masonry and concrete.

Embodied energy is a measure of the energy consumed by all of the processes associated with the production of a product. This embodied energy can be the equivalent of many years of operational energy.

Lower embodied energy means less fossil fuel is burned during production, which reduces greenhouse gases emitted into the environment, benefiting us all.

Composite construction generally uses significantly less embodied energy than traditional construction methods. For example, compared to a timber framed fibre cement wall, a timber-framed brick veneer wall has approximately 250% the embodied energy and a double brick wall has almost 400% the embodied energy.



### 2. MINIMISES IMPACT ON THE SITE

Traditionally, Australian housing construction involves brick veneer walls built on a concrete slab in the ground. The problem with this method of building is that it typically requires excavation, cut and fill, with trees and vegetation destroyed in the process and negatively impacting stormwater flow through the site.

In contrast, bearer and joist construction with James Hardie products minimises site disturbance and helps retain trees and other vegetation. Importantly, it also limits the effect of stormwater flow through a site, thereby helping avoid degradation of the natural environment and neighbouring sites.



### 3. PERMITS AIRFLOW UNDER THE FLOOR

Building off the ground gives some immediate and significant benefits to the homeowner.

The airflow under the floor helps reduce rising damp which has long been a problem in many Australian houses.

In addition, easier access under the floor helps lower the cost of services installation and allows better access to these services when maintenance is required.

It also provides increased visibility for pest inspection.

# Composite construction allows a greater range of design options than traditional construction methods.



## 4. ENLARGES INTERNAL FOOTPRINT

As urban environments become increasingly congested, site sizes are diminishing resulting in living space being squeezed.

Composite construction allows you to get the most out of your site as it can generate a larger floor area within the house compared to traditional construction. The reason is simple – composite construction walls take up less room than traditional construction methods.

On an average 12m x 15m single storey house this larger internal footprint can add up to 8 square metres of living space.



## 5. MAXIMISES DESIGN FLEXIBILITY

Composite construction allows a greater range of design options than traditional construction methods. Architects and designers have embraced the much wider range of finishes available, resulting in increased streetscape diversity and allowing homeowners to have the contemporary look that best meets their design preferences.

Composite construction also allows a house to be designed to suit the levels of the block and encourages the use of split levels which invariably adds interest and liveability to a house. This can be a big advantage when working with a sloping block.



## 6. SAVES TIME AND MONEY

Composite construction makes the entire building process simpler and faster than traditional construction methods. Not only are lightweight materials easier to deliver and move around the site, but the number of tradespeople required is reduced – usually to just a carpenter and a painter. This drives not only cost savings but also allows the construction process to proceed far more quickly.

In double storey homes, cost savings are even greater. Composite construction can significantly reduce scaffolding costs and the need for structural beams compared to traditional construction methods.

# Our products

The original range of products from James Hardie has evolved from many years of research and development and are very durable and low maintenance which helps create buildings that are low in lifetime energy consumption.

Our extensive range gives you design freedom and the opportunity to create the look you want for your home.

And our legendary durability means you can build with the peace of mind that comes from knowing that your home will keep its good looks for many years.

Builders Australia-wide use and trust James Hardie products because they know from experience how well they perform.

When installed and maintained correctly, James Hardie warrants its products to be resistant to fire, impact, moisture damage, rotting and termites\*.

Our products are also designed and manufactured to resist shrinking, swelling and cracking which results in the ability to hold paint longer to minimise ongoing maintenance.



**When installed and maintained correctly, all James Hardie products are\*:**



\*To the extent set out in James Hardie's published literature current at the time of installation.





# Our products

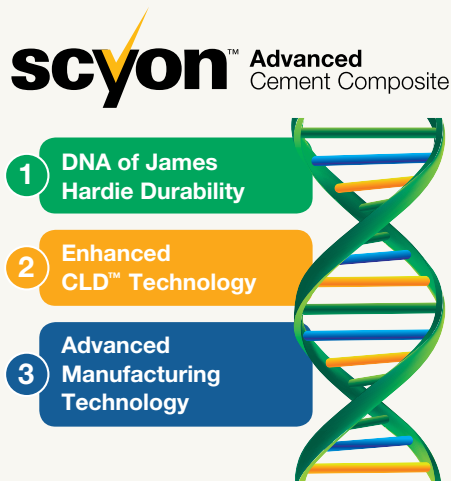
**Scyon™ advanced cement composite is the building material with heavy duty performance and enhanced workability. Pioneered by James Hardie over 8 years ago, its innovation has redefined the standard for fibre cement.**

Its performance and unique properties stem from an amalgamation of:


1. The core DNA of James Hardie Durability
2. CLD™ – Ceramic Low Density micro-particle technology
3. AMT – Advanced Manufacturing Technology

Its innovation has enabled the creation of Scyon™ products. A range of cladding and flooring that retains the DNA of durability and heavy duty performance that James Hardie fibre cement products are known for, with the added benefits of being thicker, low density and lighter in weight. This makes them easier to cut, gun nail, handle and install.

Scyon™ advanced cement composite is fundamentally different from our James Hardie fibre cement, and even today, remains unique to the industry. Although many have tried, to date, no other competitor has been able to copy it or duplicate its long list of benefits.



**When installed and maintained correctly, all Scyon™ products are\*:**



\*To the extent set out in James Hardie's published literature current at the time of installation.





# EasyLap™ panel



## What is it?

A strong fibre cement base sheet with a shi lap vertical joint, it's finished with a site-applied roll-on textured acrylic paint\*\* to create a rendered look with a subtle vertical joint. Lightweight but durable, EasyLap™ panel is the most easily installed and cost-effective broadwall, textured-cladding solution. Pre-primed sheet with a shi lap edge joint along the two long edges.

## Where do you use it?

As an external wall cladding in residential single and medium-density homes, including alterations and additions, where a uniform broadwall cladding is required. Ideal for full wrap or composite construction designs on either timber or light gauge steel framed homes.

## What are the key benefits?


**AFFORDABILITY.** The roller-applied acrylic texture paint finish\*\* eliminates the need for specialised applicators – only two trades (your carpenter and painter) are needed for the complete installation and there's a clean, dry worksite to boot. Lightweight construction means scaffolds are typically up for less time when compared to masonry construction.

**DESIGN FLEXIBILITY.** The joint design gives a subtle vertical shadow line while allowing you to create large painted expanses.

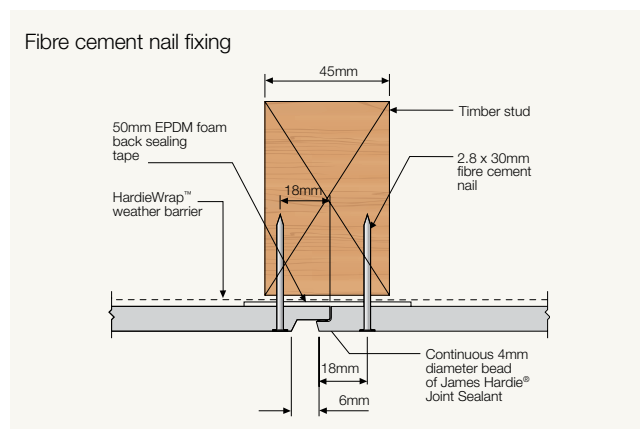
**FAST INSTALLATION.** The exposed vertical shi lap joint enables fast installation because it eliminates the need for a vertical set joint and control joint. Added to this, the large sheets with off-the-shelf corner finishing details give fast broadwall coverage.

**SUSTAINABILITY.** When EasyLap panel is used in conjunction with cavity construction and the right insulation (in accordance with James Hardie's Wall System Thermal Performance Total R-Values Technical Supplement), an R-value of up to 3.44 can be achieved for the wall.

**SECURITY.** Made from thick and solid 8.5mm fibre cement, EasyLap panel is resistant to damage from termites, rot and fire.\*



Cutaway showing joint detail



## What are the accessories?

Accessory	Code	Page
HardieBlade™ Saw Blade 185mm	300660	51
HardieBlade™ Saw Blade 254mm	303375	51
HardieDrive™ Screws 32mm long	305532	51
HardieDrive™ Screws 40mm long	305533	51
James Hardie™ 9mm Aluminium External Corner	305521	52
James Hardie™ 9mm Aluminium Horizontal h Flashing. 3,000mm long	305613	52
James Hardie™ 9mm Aluminium Horizontal h Jointer	305614	52
James Hardie™ 9mm Aluminium Internal Corner	305520	53
James Hardie™ 75x75mm Colorbond® Corner Flashing	305564	53
James Hardie™ 50mm wide Foam Back Sealing Tape	304560	54
James Hardie™ Joint Sealant^ 300ml cartridge	305534	54
James Hardie™ Joint Sealant^ 600ml sausage	305672	54

## What are the sizes?

Product code	Length (mm)	Width (mm)	Thickness (mm)	Mass (kg/m²)
404186	3,000	900	8.5	12.46
404184	2,440	1,200	8.5	12.46
404185	3,000	1,200	8.5	12.46

Selling units per pack: 40 sheets

**Note** All dimensions and masses provided are approximate only and subject to manufacturing tolerances. Masses are based on equilibrium moisture content of product.

\* When installed and maintained correctly and to the extent set out in James Hardie's published literature current at the time of installation. ^ Not to be used in fire applications.

\*\* James Hardie recommends the following product for use in conjunction with the EasyLap™ panels. James Hardie® does not supply these products. Please contact the components manufacturer for information on their warranties and further information on their products.



# HardieFlex™ sheet



## What is it?

A smooth, flat sheet that is painted on-site to create a flat panel look.

## Where do you use it?

As an external wall cladding, eaves or soffit lining in residential single and medium-density homes, including alterations and additions, where a flat panel look is required. Ideal for full wrap or composite construction designs on either timber or light gauge steel framed homes.

## What are the key benefits?

**AFFORDABILITY.** Fast installation involving only two trades helps make HardieFlex sheet one of the most cost-effective cladding solutions available.

**DESIGN FLEXIBILITY.** It's easy to achieve a range of looks with HardieFlex sheet using battens or Scyon™ Axent™ trim vertically over sheet joints, as bold or subtle highlights over their smooth, flat surface.

**FAST INSTALLATION.** HardieFlex sheet is lightweight and its square edges, together with the wide range of James Hardie™ accessories, make it easy and fast to install by tradespeople, owner-builders and renovators.

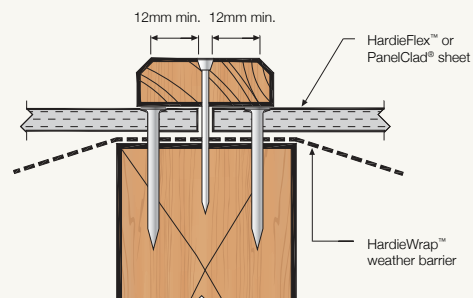
**VERSATILITY.** 6mm HardieFlex base sheet can also be used as bracing.\*

**SECURITY.** HardieFlex sheet is resistant to damage from termites, rot and fire.\*\*



Closeup with Scyon™ Axent™ trim batten

### Timber batten joint



## What are the sizes?

Product code	Length (mm)	Width (mm)	Thickness (mm)	Mass (kg/m <sup>2</sup> )
400195	1,800	900	4.5	6.50
400189	1,800	1,200	4.5	6.50
400188	2,100	1,200	4.5	6.50
400193	2,400	900	4.5	6.50
400186	2,400	1,200	4.5	6.50
400192	2,700	900	4.5	6.50
400184	2,700	1,200	4.5	6.50
400191	3,000	900	4.5	6.50
400182	3,000	1,200	4.5	6.50
400173	1,800	1,200	6.0	8.69
400175	2,400	900	6.0	8.69
400171	2,400	1,200	6.0	8.69
400169	2,700	1,200	6.0	8.69
401970 <sup>‡</sup>	3,000	900	6.0	8.69
400167	3,000	1,200	6.0	8.69

**Selling units per pack:** 4.5mm – 60 sheets, 30 sheets per half pack;  
6.0mm – 30 sheets, 15 sheets per half pack

## What are the accessories?

Accessory	Code	Page
HardieBlade™ Saw Blade 185mm	300660	51
HardieBlade™ Saw Blade 254mm	303375	51
James Hardie™ Fibreshears	300653	53
James Hardie™ PVC Cap Mould 3,000mm x 4.5mm	305542	54
James Hardie™ PVC Cap Mould 3,000mm x 6.0mm	305543	54
James Hardie™ 45x45mm PVC Corner Angle Mould	305554	54
James Hardie™ PVC External Corner Angle for 6mm thick sheets	305544	54
James Hardie™ PVC Flashing Mould for 6mm thick sheets	305552	55
James Hardie™ PVC Internal Corner Angle for 6mm thick sheets	305545	55
James Hardie™ PVC Straight Jointer 2,400mm x 4.5mm	305538	55
James Hardie™ PVC Straight Jointer 3,000mm x 4.5mm	305541	55
James Hardie™ PVC Straight Jointer 3,000mm x 6.0mm	305546	55

**Note** All dimensions and masses provided are approximate only and subject to manufacturing tolerances. Masses are based on equilibrium moisture content of product.

\* When installed in accordance with James Hardie's *Structural Bracing Application Guide*.

\*\* When installed and maintained correctly and to the extent set out in James Hardie's published literature current at the time of installation. ‡ Available in QLD only.

# HardiePlank™ weatherboard

## What is it?

A no-fuss, site-painted weatherboard available in a range of different profiles, from contemporary to traditional. The range includes:

**HardiePlank™ Woodgrain.** Traditional woodgrain

**HardiePlank™ Smooth.** Modern straight lines

**HardiePlank™ Old Style.** A smooth surface and rebated edges to create shadow lines

**HardiePlank™ Rusticated.** Pre-primed with a subtle timber grain, and rebated edges to create shadow lines.

## Where do you use it?

As an external cladding in residential single and medium-density homes, including alterations and additions, where a cost-effective traditional or contemporary weatherboard look is required. Ideal for full wrap or composite construction designs on either timber or light gauge steel framed homes.

## What are the key benefits?

**DESIGN FLEXIBILITY.** A wide variety of looks can be achieved with the varying profiles in the range.

**VERSATILITY.** It can also be used as bracing.\*

**SECURITY.** HardiePlank weatherboard is resistant to damage from termites, rot and fire.\*\*



## What are the accessories?

Accessory	Code	Page
HardieBlade™ Saw Blade 185mm	300660	51
HardieBlade™ Saw Blade 254mm	303375	51
HardieDrive™ Screws 32mm long	305532	51
HardieDrive™ Screws 40mm long	305533	51
HardiePlank™ Aluminium External Corner Soaker for 230mm	305514	51
HardiePlank™ Aluminium External Corner Soaker for 300mm	305515	51
HardiePlank™ Aluminium Internal Corner Soaker for 230mm	305516	51
HardiePlank™ Aluminium Internal Corner Soaker for 300mm	305517	51
HardiePlank™ Galvanised Soaker Jointer* for 205mm	305523	51
HardiePlank™ Galvanised Soaker Jointer* for 230mm	305522	51
HardiePlank™ Galvanised Soaker Jointer* for 300mm	305527	51
HardiePlank™ Galvanised Stud Clip*	305524	52
HardiePlank™ Smooth PVC Jointer for 230mm	305548	52
HardiePlank™ Smooth PVC Jointer for 300mm	305549	52
HardiePlank™ Woodgrain PVC Jointer for 230mm	305550	52
HardiePlank™ Woodgrain PVC Jointer for 300mm	305551	52
HardiePlank™ Zincalume Footmould	305528	52
James Hardie™ Aluminium Snap On Corner	305513	53
James Hardie™ Fibreshears	300653	53
James Hardie™ Joint Sealant^ 300ml cartridge	305534	54
James Hardie™ Joint Sealant^ 600ml sausage	305672	54
James Hardie™ Score and Snap Knife	305576	55

## What are the sizes?

Product code	Profile	Length (mm)	Width (mm)	Thickness (mm)	Mass (kg/m²)
403080	Woodgrain	4,200	230	7.5	11.06
403081	Woodgrain	4,200	300	7.5	11.79
400265	Smooth	4,200	230	7.5	10.90
400266	Smooth	4,200	300	7.5	11.31
400371	Old Style	4,200	205	7.5	11.67
400378	Rusticated	4,200	205	7.5	11.67

**Selling units per pack:** 120 lengths per full pack, 60 lengths per half pack

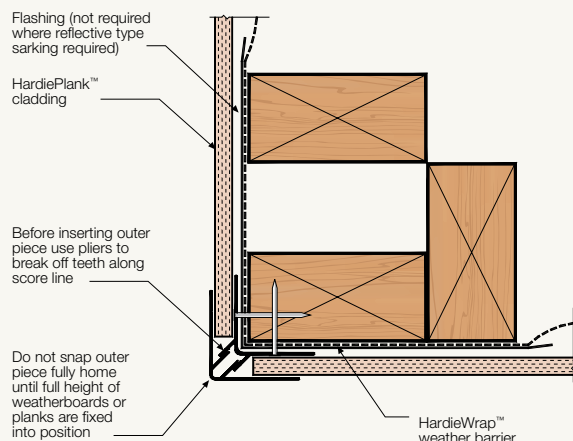
**Note** All dimensions and masses provided are approximate only and subject to manufacturing tolerances. Masses are based on equilibrium moisture content of product.

\* When installed in accordance with James Hardie's *Structural Bracing Application Guide*.

\*\* When installed and maintained correctly and to the extent set out in James Hardie's published literature current at the time of installation.

\* Not suitable for coastal applications, see installation manual for further information. ^ Not to be used in fire applications.

### External corner option\*



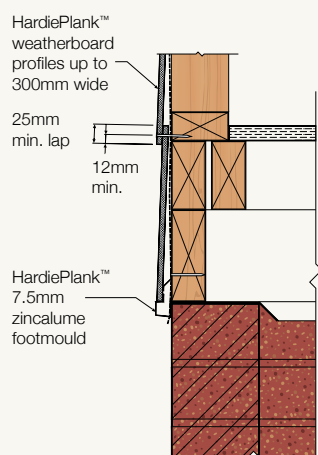
### HardiePlank™ Woodgrain weatherboard with traditional woodgrain finish.



### HardiePlank™ Smooth weatherboard with straight modern lines.



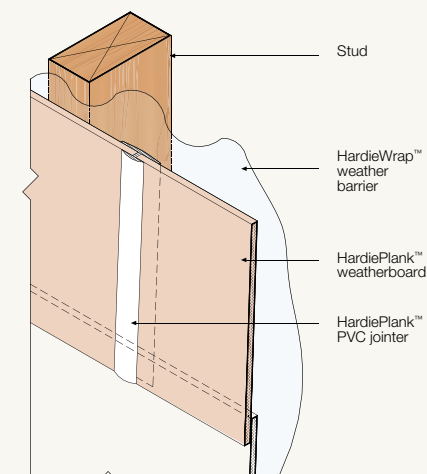
### Nail spacings and lap



### HardiePlank™ Old Style weatherboard with a smooth surface and rebated edges to create shadow lines.



### PVC jointer



### HardiePlank™ Rusticated weatherboard pre-primed with a subtle timber grain and rebated edges to create shadow lines.



# HardieTex™ system



## What is it?

A strong, pre-primed base sheet that is finished on-site with a specialised texture coat system,\* which includes joint reinforcement. HardieTex system is the original way to create a decorative, monolithic rendered look without the need for masonry.

## Where do you use it?

As an external cladding in residential homes, including alterations and additions, where a lightweight system with a monolithic rendered look is required. Ideal for full wrap or composite construction designs on either timber or light gauge steel framed homes.


## What are the key benefits?

**AFFORDABILITY.** When it comes to double storeys in particular, two big cost-drivers are scaffolding and structural beams. Using pre-primed, lightweight HardieTex base sheet instead of rendered masonry can help significantly reduce those costs.

**DESIGN FLEXIBILITY.** The seamless, monolithic look created with HardieTex system makes it a perfect foil for a special design accent. A variety of textures and colours can be achieved with a site-applied texture system, making HardieTex base sheet the perfect canvas for a diverse mix of colours and textures.

**VERSATILITY.** HardieTex base sheet can also be used as bracing.\*\*

**SECURITY.** Manufactured by James Hardie for more than 20 years, HardieTex base sheet is the 'original' fibre cement cladding designed for the application of a third party specialised 2mm thick acrylic texture coating. HardieTex base sheet is resistant to damage from termites, rot and fire†.



Closeup detail

## What are the sizes?

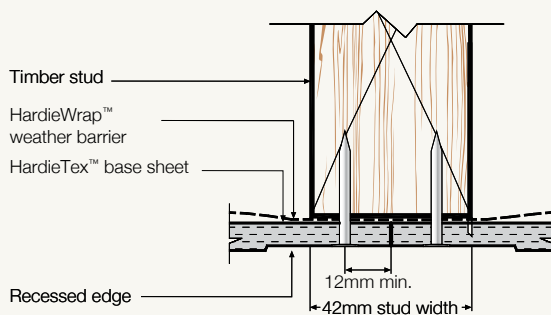
Product code	Length (mm)	Width (mm)	Thickness (mm)	Mass (kg/m <sup>2</sup> )
400293	2,440	900	7.5	11.33
401651	2,440	1,200	7.5	11.33
400295	2,725	900	7.5	11.33
400294	2,725	1,200	7.5	11.33
400296	3,000	900	7.5	11.33
400291	3,000	1,200	7.5	11.33

Selling units per pack: 30 sheets or each

## What are the accessories?

Accessory	Code	Page
HardieBlade™ Saw Blade 185mm	300660	51
HardieBlade™ Saw Blade 254mm	303375	51
HardieDrive™ Screws 32mm long	305532	51
HardieDrive™ Screws 40mm long	305533	51
HardieTex™ 7.5mm PVC Z Flashing	305569	52
James Hardie™ Fibreshears	300653	53
James Hardie™ Joint Sealant^ 300ml cartridge	305534	54
James Hardie™ Joint Sealant^ 600ml sausage	305672	54
James Hardie™ 7.5mm PVC Starter Strip	305568	55
James Hardie™ Score and Snap Knife	305576	55

Single timber stud



**Note** All dimensions and masses provided are approximate only and subject to manufacturing tolerances. Masses are based on equilibrium moisture content of product.

\* To be applied in accordance with the texture coat manufacturer's guidelines. \*\* When installed in accordance with James Hardie's Structural Bracing Application Guide.

† When installed and maintained correctly and to the extent set out in James Hardie's published literature current at the time of installation. ^ Not to be used in fire applications.



# PanelClad™ sheet



## What is it?

A pre-textured, site-painted sheet in two modern styles:

**PanelClad® Stucco sheet.** A hand-trowelled cement-rendered look, reminiscent of a Mediterranean style

**PanelClad® TextureLine sheet.** A rough-hewn, vertical board and batten surface that gives the effect of bandsawn timber.

## Where do you use it?

As an external or internal wall cladding in residential single and medium-density homes, including alterations and additions, where a textured feature panel is required. Ideal for creating whole walls of interest or to emphasise design features such as gable ends, on either timber or light gauge steel framed homes.

## What are the key benefits?

**FAST INSTALLATION.** PanelClad sheet is lightweight and its square edges, together with the wide range of James Hardie™ accessories, make it easy and fast to install by tradespeople, owner-builders and renovators.

**VERSATILITY.** PanelClad sheet can also be used as bracing.\*

**SECURITY.** PanelClad sheet is resistant to damage from termites, rot and fire.\*\*



## What are the sizes?

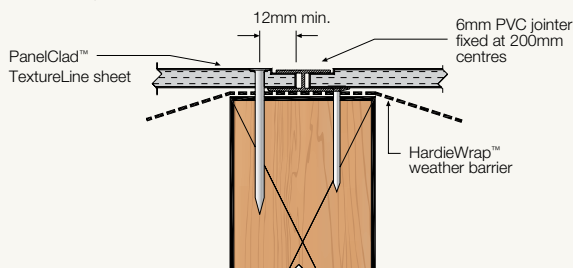
Product code	Profile	Length (mm)	Width (mm)	Thickness (mm)	Mass (kg/m <sup>2</sup> )
400404	Stucco	2,440	1,200	6	9.32
400417	TextureLine	2,700	1,198	6	9.28

**Selling units per pack:** 30 sheets or each

## What are the accessories?

Accessory	Code	Page
HardieBlade™ Saw Blade 185mm	300660	51
HardieBlade™ Saw Blade 254mm	303375	51
HardieDrive™ Screws 32mm long	305532	51
HardieDrive™ Screws 40mm long	305533	51
James Hardie™ Fibreshears	300653	53
James Hardie™ Joint Sealant* 300ml cartridge	305534	54
James Hardie™ Joint Sealant* 600ml sausage	305672	54
James Hardie™ PVC Cap Mould 3,000mm x 6.0mm	305543	54
James Hardie™ 45x45mm PVC Corner Angle Mould	305554	54
James Hardie™ PVC External Corner Angle for 6mm thick sheets	305544	54
James Hardie™ PVC Flashing Mould for 6mm thick sheets	305552	55
James Hardie™ PVC Internal Corner Angle for 6mm thick sheets	305545	55
James Hardie™ PVC Straight Jointer for 6mm thick sheets	305546	55
James Hardie™ Score and Snap Knife	305576	55
PineRidge® & PanelClad® TextureLine PVC Straight Jointer	305780	56

TextureLine joint



**PanelClad® Stucco sheet** a hand-trowelled cement-rendered finish



**PanelClad® TextureLine sheet** a rough-hewn, board and batten finish



**Note** All dimensions and masses provided are approximate only and subject to manufacturing tolerances. Masses are based on equilibrium moisture content of product.

\* When installed in accordance with James Hardie's *Structural Bracing Application Guide*.

\*\* When installed and maintained correctly and to the extent set out in James Hardie's published literature current at the time of installation. ^ Not to be used in fire applications.

# PrimeLine® weatherboard

## What is it?

A pre-primed, site-painted weatherboard, available in a range of profiles from contemporary to traditional. The range includes the following weatherboards:

**PrimeLine® Summit.** A slender, beaded-edge weatherboard with a strong lap line. Compatible with the HardieLock™ fixing system.

**PrimeLine® Heritage.** A double-width weatherboard with rebated edges to create shadow lines.

**PrimeLine® Newport.** A smooth, narrow weatherboard. Compatible with the HardieLock™ fixing system.

**PrimeLine® Chamfer.** A double-width weatherboard with clean lines to create a shadow effect.

## Where do you use it?

As an external cladding in residential single and medium-density homes, including alterations and additions, where a traditional or contemporary weatherboard look is required. Ideal for full wrap or composite construction designs on either timber or light gauge steel framed homes.

## What are the key benefits?

**AFFORDABILITY.** PrimeLine weatherboards are pre-primed with a milled finish, making it easy to paint, and reducing the finishing time and cost.\*

**DESIGN FLEXIBILITY.** A wide variety of looks, from contemporary to traditional, can be achieved with the varying profiles in the range.

**FAST INSTALLATION.** Both the Summit and Newport profiles come with the HardieLock™ fixing system, which minimises the time needed to set out the boards. The PVC HardieLock spline that runs along the back of these profiles fits neatly over the lower board, locking it securely into position. Added to this, it enables off-stud joining, which minimises wastage and allows fasteners to be concealed, which enhances the finished look. Chamfer and Heritage profiles come in a double-width board, which allows faster wall coverage, and off-stud joining is possible with the PrimeLine® Universal Off Stud Joint Clip accessory\*.

**SECURITY.** PrimeLine weatherboard is resistant to damage from termites, rot and fire.\*\*



## What are the sizes?

Product code	Profile	Length (mm)	Width (mm)	Thickness (mm)	Mass (kg/m²)
400380	Summit <sup>Δ</sup>	4,200	230	9	13.24
400153	Heritage <sup>#</sup>	4,200	300	9	13.00
400319	Newport <sup>Δ</sup>	4,200	170	9	13.17
400103	Chamfer <sup>#</sup>	4,200	300	9	13.04

### Selling units per pack:

Summit: 120 lengths, Heritage: 90 lengths, Newport: 120 lengths, Chamfer: 90 lengths

## What are the accessories?

Accessory	Code	Page
HardieBlade™ Saw Blade 185mm	300660	51
HardieBlade™ Saw Blade 254mm	303375	51
HardieDrive™ Screws 32mm long	305532	51
HardieDrive™ Screws 40mm long	305533	51
James Hardie™ Aluminium Snap On Corner (2 pieces per set)	305513	53
James Hardie™ Fibreshears	300653	53
James Hardie™ Joint Sealant <sup>^</sup> 300ml cartridge	305534	54
James Hardie™ Joint Sealant <sup>^</sup> 600ml sausage	305672	54
James Hardie™ 7.5mm PVC Starter Strip	305568	55
James Hardie™ Score and Snap Knife	305576	55
PrimeLine® Galvanised Universal Off Stud Joint Clip <sup>+</sup>	305525	57

**Note** All dimensions and masses provided are approximate only and subject to manufacturing tolerances. Masses are based on equilibrium moisture content of product.

\* Always refer to the paint manufacturer's guidelines.

\*\* When installed and maintained correctly and to the extent set out in James Hardie's published literature current at the time of installation.

+ Not suitable for coastal applications, see installation manual for further information. <sup>Δ</sup> HardieLock® fixing system. <sup>#</sup> Double board profile. <sup>^</sup> Not to be used in fire applications.

### PrimeLine® Summit weatherboard

pre-primed board with slender beaded edge and strong lap line; HardieLock® fixing system.



### PrimeLine® Heritage weatherboard

pre-primed double board width, with rebated edge to create shadow lines.



### PrimeLine® Newport weatherboard

pre-primed smooth, narrow board; HardieLock® fixing system.

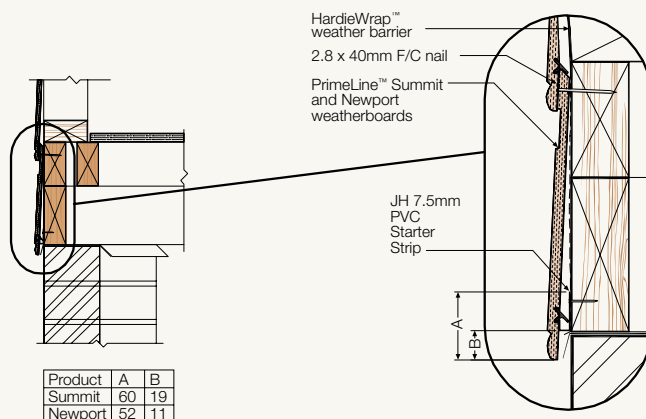


### PrimeLine® Chamfer weatherboard

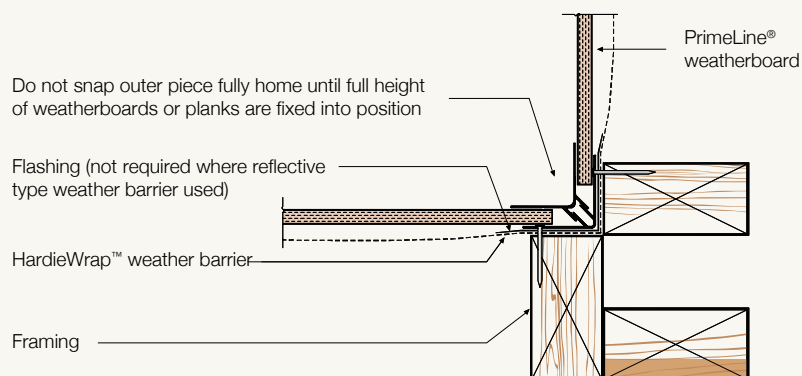
pre-primed double board width, with clean lines to create shadow effect.



Installing first PrimeLine® Summit or Newport weatherboard



Internal corner†



†Note: Use pliers to break off teeth along score line and fix.

# Scyon™ Axon™ cladding



## What is it?

A vertically grooved cladding panel that looks sharp and uniform. Pre-primed and easy to install, Scyon™ Axon™ cladding is a pristine look that lasts.

## Where do you use it?

In residential applications wherever a modern design is required, including external walls in composite construction, upper-storey and ground-level extensions, and internal feature walls.

## What are the key benefits?

**SPEED.** The stepped shiplap on the long edges of Axon™ cladding means sheets are easily installed. Paint application is fast because the pre-primed sheets mean less paint and time is needed to achieve a high-quality finish. Finally, sheets are sized to fit common wall frame sizes, which means less waste and cutting.

**DESIGN OPTIONS.** Whether you choose the smooth or grained surface texture, the vertical grooves – sharp and consistent, are a design alternative to typical horizontal features. The option of brad nailing minimises visual interruption. Axon™ cladding can also be used to add texture as an eave or soffit lining. Made from Scyon™, it will resist shrinking, swelling and cracking\* to hold paint longer than wood and can therefore be painted dark as well as light colours.

**ENHANCES ENERGY EFFICIENCY.** When Axon™ cladding is used with the right insulation and in accordance with the standard installation instructions, an R-Value of up to 2.8 can be achieved for the wall. Greater Total R-Values can be achieved through the use of cavity wall construction and reflective vapour permeable membranes. Refer to the James Hardie's Wall System Thermal Performance Total R-Values Technical Supplement for more information.

**MADE FROM SCYON™.** Axon™ cladding is made from Scyon™, the advanced lightweight cement composite with heavy-duty performance. Not only is it resistant to damage from termites, rot and fire\*, but it can also be gun nailed and is easy to cut – like timber.

**MADE IN NEW ZEALAND.**

## Axon™ installation



## What are the sizes?

Product code	Surface Texture	Groove Spacing (mm)	Length (mm)	Width (mm)	Thickness (mm)	Mass (kg/m <sup>2</sup> )
403931	Smooth	133	2,450	1,200	9	12.5
404417	Smooth	400	2,450	1,200	9	12.5
403932	Smooth	133	2,750	1,200	9	12.5
404418	Smooth	400	2,750	1,200	9	12.5
403933	Smooth	133	3,000	1,200	9	12.5
404419	Smooth	400	3,000	1,200	9	12.5
404510	Grained	133	2,450	1,200	9	12.5
404511	Grained	133	2,750	1,200	9	12.5
404512	Grained	133	3,000	1,200	9	12.5

Selling units per pack: 30 sheets

## What are the accessories?

Accessory	Code	Page
HardieBlade™ Saw Blade 185mm	300660	51
HardieBlade™ Saw Blade 254mm	303375	51
HardieDrive™ Screws 32mm long	305532	51
HardieDrive™ Screws 40mm long	305533	51
James Hardie™ 9mm Aluminium External Corner	305521	52
James Hardie™ 9mm Aluminium Horizontal h Flashing 3,000mm long	305613	52
James Hardie™ 9mm Aluminium Horizontal h Jointer	305614	52
James Hardie™ 9mm Aluminium Internal Corner	305520	53
James Hardie™ Aluminium Snap On Corner (2 pieces per set)	305513	53
James Hardie™ 50mm wide Foam Back Sealing Tape	304560	54
James Hardie™ Joint Sealant^ 300ml cartridge	305534	54
James Hardie™ Joint Sealant^ 600ml sausage	305672	54

Grained Texture  
133mm wide  
groove spacing

Smooth Texture  
133mm wide  
groove spacing

Smooth Texture  
400mm wide  
groove spacing



\* When installed and maintained correctly and to the extent set out in James Hardie's published literature current at the time of installation.

^ Not to be used in fire applications.



AXON™

CLADDING

scyon™ Advanced  
Cement Composite

A PRISTINE LOOK  
THAT LASTS



Scyon™ Axon™ cladding  
133mm wide smooth

# Scyon™ Linea™ weatherboard



## What is it?

A 16mm thick horizontal weatherboard with deep shadow lines. Scyon™ Linea™ weatherboard is the weatherboard that weathers well.

## Where do you use it?

In residential applications wherever a contemporary design is required, including external walls in composite construction, upper-storey and ground-level extensions, and internal feature walls.

## What are the key benefits?

**DESIGN OPTIONS.** The 16mm thick profile creates consistent deep shadows. The range of corner finishing details – aluminium or Scyon™ Axent™ trim – means that a range of different looks can be achieved. The Linea™ window adaptor can be used for subtle window treatments or the Axent™ trim can provide a contrast. Face or concealed fixing rounds out the options.

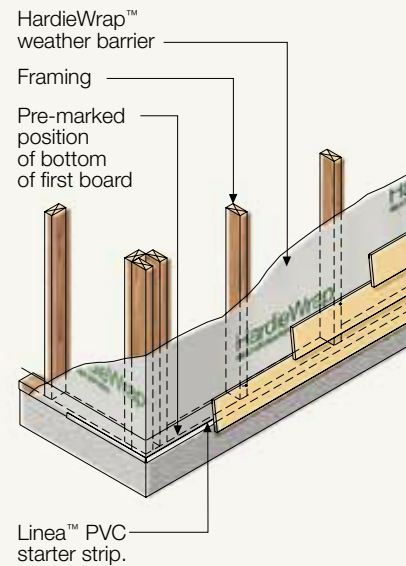
**EASY TO INSTALL.** Linea™ weatherboards are back bevelled to sit flush with the stud. Paint application is fast because the pre-primed sheets mean less paint and time is needed to achieve a high-quality finish.

**LOW MAINTENANCE.** Linea™ weatherboard will maintain its integrity and general appearance significantly longer than timber. Some timber is susceptible to cracking in exterior applications, which in turn can lead to shrinking or warping. Linea™ will resist shrinking, swelling and cracking<sup>1</sup> to hold paint longer than wood, and can also be painted dark as well as light colours.

**ENHANCES ENERGY EFFICIENCY.** When Linea™ weatherboard is used with the right insulation and in accordance with the standard installation instructions, an R-Value of up to 2.8 can be achieved for the wall. Greater Total R-Values can be achieved through the use of cavity wall construction and reflective vapour permeable membranes. Refer to the James Hardie's Wall System Thermal Performance Total R-Values Technical Supplement for more information.

**MADE FROM SCYON™** Linea™ weatherboard is made from Scyon™, the advanced lightweight cement composite with heavy-duty performance. Not only is it resistant to damage from termites, rot and fire\*, but it can also be gun nailed and is easy to cut – like timber.

Linea™ weatherboard installation



## What are the accessories?

Accessory	Code	Page
HardieBlade™ Saw Blade 185mm	300660	51
HardieBlade™ Saw Blade 254mm	303375	51
HardieDrive™ Screws 32mm long	305532	51
HardieDrive™ Screws 40mm long	305533	51
James Hardie™ 16mm Aluminium Internal Corner Mould	305511	53
James Hardie™ Joint Sealant* 300ml cartridge	305534	54
James Hardie™ Joint Sealant* 600ml sausage	305672	54
Linea™ Aluminium Corner Soaker for 150mm wide boards	305574	55
Linea™ Aluminium Corner Soaker for 180mm wide boards	305572	55
Linea™ Aluminium External Slimline Boxed Corner	305512	55
Linea™ Aluminium Universal Window Adaptor	305510	55
Linea™ PVC Box Corner Z Flashing	305570	56
Linea™ PVC Starter Strip	305571	56

## What are the sizes?

Product	Product code	Length (mm)	Width (mm)	Thickness (mm)	End details	Coverage information		
						Effective cover (mm)	No. of planks/ metre height	Mass (kg/m²)
150mm Linea™ weatherboard	403930	4,200	150	16	Tongue & Groove	120	8.3	21.1
180mm Linea™ weatherboard	403912	4,200	180	16	Tongue & Groove	150	6.7	21.1

Selling units per pack: 90 lengths

\* When installed and maintained correctly and to the extent set out in James Hardie's published literature current at the time of installation.

^ Not to be used in fire applications.



LINEA™

WEATHERBOARD

scyon™ Advanced  
Cement Composite

THE WEATHERBOARD  
THAT WEATHERS WELL



Scyon™ Linea™  
Weatherboard 150mm

# Scyon™ Matrix™ cladding



## What is it?

An exterior cladding system with a geometric, expressed-joint look.

## Where do you use it?

In residential and medium-density applications wherever a modern design is required, including external walls in composite construction, upper-storey and ground-level extensions and internal feature walls.

## What are the key benefits?

**SIMPLE TO INSTALL.** Instead of needing the steel top hats associated with many commercial systems, Scyon™ Matrix™ cladding sheets are installed with Scyon™ cavity trim battens. The expressed joint is created easily using a 10mm packer. Sheets are sanded smooth and pre-primed for fast paint application and a high-quality finish.

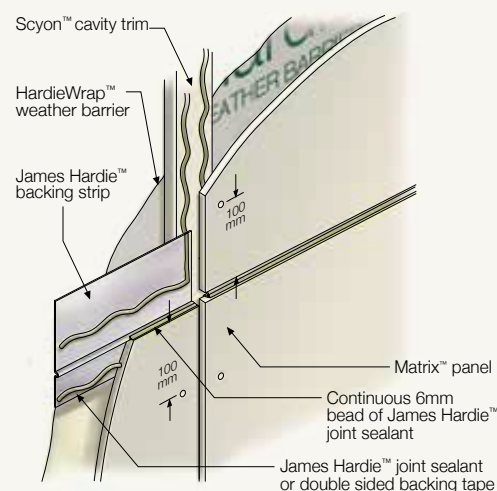
**DESIGN OPTIONS.** Square and rectangular panels with an expressed joint mean a variety of looks can be created, from horizontal and vertical stripes to geometric patterns. Sanded sheets give a flat, smooth finish and digital printing can add even more design options. Matrix™ cladding's resistance to cracking, warping and swelling\* means it can be painted both dark and light colours. The option of brad nailing minimises visual interruption. Matrix™ cladding may be specified for timber-framed or steel-framed structures.

**DURABILITY.** The Matrix™ cladding panels are sealed on all sides for durability and stability.

**ENHANCES ENERGY EFFICIENCY.** When Matrix™ cladding is used with the right insulation and in accordance with the standard installation instructions, an R-Value of up to 3.3 can be achieved for the wall. Greater Total R-Values can be achieved through the use of cavity wall construction and reflective vapour permeable membranes. Refer to the James Hardie's Wall System Thermal Performance Total R-Values Technical Supplement for more information.

**MADE FROM SCYON.** Matrix™ cladding is made from Scyon™, the advanced lightweight cement composite with heavy-duty performance. Not only is it resistant to damage from termites, rot and fire\*, but it can also be gun nailed and is easy to cut – like timber.

Matrix™ cladding installation



## What are the sizes?

Product code	Length (mm)	Width (mm)	Thickness (mm)	Mass (kg/m <sup>2</sup> )
403811	1,190	1,190	8	12.6
403810	2,390	590	8	12.6
403812	1,790	890	8	12.6
404169	2,990	1,190	8	12.6
<b>Scyon™ cavity trim</b>				
403840	2,450	70	19	3.4

## What are the accessories?

Accessory	Code	Page
HardieBlade™ Saw Blade 185mm	300660	51
HardieBlade™ Saw Blade 254mm	303375	51
HardieDrive™ Screws 40mm long	305533	51
James Hardie™ 9mm Aluminium External Corner	305521	52
James Hardie™ Backing Strip 1,190mm	305557	53
James Hardie™ Backing Strip 2,390mm	305558	53
James Hardie™ Backing Strip 2,990mm	305559	53
James Hardie™ Base Coat 15kg Bag	304491	53
James Hardie™ Facade Washers	305565	53
James Hardie™ Joint Sealant* 300ml cartridge	305534	54
James Hardie™ Joint Sealant* 600ml sausage	305672	54
James Hardie™ 18mm PVC Cavity Vent Strip	305555	54

\* When installed and maintained correctly and to the extent set out in James Hardie's published literature current at the time of installation.

^ Not to be used in fire applications.




MATRIX™

CLADDING

scyon™ Advanced  
Cement Composite

A COMMERCIAL LOOK  
WITHOUT THE PRICE TAG



Scyon™ Matrix™  
Cladding

# Scyon™ Stria™ cladding

## What is it?

A range of cladding that features a horizontal ship-lapped joint. Pre-primed and easy to install, Stria™ cladding is the fast way to achieve a timeless and classic look that endures.

## Where do you use it?

In residential applications wherever a timeless, classic and enduring look is required, including external walls in composite or full wrap construction, upper-storey and ground-level extensions and internal feature walls.

## What are the key benefits?

**DESIGN OPTIONS.** There are three profiles to choose from in the Stria™ cladding range, each offering a variation of a 'classic' look.

### STRIA™ CLADDING

- **standard profile 325mm wide**  
14mm thick with a square horizontal edge that gives the timeless charm and classic appeal of decorative rendered and raked masonry.
- **wide profile 405mm wide**  
14mm thick with a square horizontal edge that gives the timeless charm and classic appeal of decorative rendered block-work.
- **splayed profile 255mm wide**  
16mm thick with a splayed horizontal edge that gives the timeless charm and classic look of traditional timber.

And each of these looks can be further enhanced by your choice of corner detailing, for example, aluminium, mitred or Scyon™ Axent™ trim. Easy-to-cut mitred corners mean that horizontal lines wrap the building seamlessly. Alternatively, Scyon™ Axent™ trim can provide a contrast. Plus, a vertical flashing stop provides a 15mm vertical groove to match the horizontal for a more geometric treatment.

**SPEED.** Stria™ cladding is the fast and simple way to create a timeless and classic look. Once the first board is fixed level, the shiplapped joint on the next extra-wide, 4.2m long board is fixed to the top of the previous board and can be joined on or off stud. For a classic rendered and raked masonry look, compare this to the slower process of laying bricks, rendering, scoring and painting (and with all the associated mess and scheduling of different trades).

**LOW MAINTENANCE.** Stria™ cladding will maintain its integrity and general appearance significantly longer than timber. Some timber is susceptible to cracking in exterior applications, which in turn can lead to shrinking or warping. Stria™ cladding will resist shrinking, swelling and cracking\* to hold paint longer than wood and can also be painted dark as well as light colours.

**ENHANCES ENERGY EFFICIENCY.** When Stria™ cladding is used with the right insulation and in accordance with the standard installation instructions, an R-Value of up to 2.8 can be achieved for the wall. Greater Total R-Values can be achieved through the use of cavity wall construction and reflective vapour permeable membranes. Refer to the James Hardie's Wall System Thermal Performance Total R-Values Technical Supplement for more information.

**MADE FROM SCYON™** Stria™ cladding is made from Scyon™, the advanced lightweight cement composite with the heavy-duty performance. Not only is it resistant to damage from termites, rot and fire\*, but it can also be gun nailed\*\* and is easy to cut – like timber.

**MADE IN NEW ZEALAND (WIDE PROFILE).**



## What are the sizes?

Product		Size (nominal)			Coverage information		
Product code	Profile	Length (mm)	Width (mm)	Thickness (mm)	Effective cover (mm)	No. of boards/ metre height	Mass (kg/m²)
404063	Standard	4,200	325	14	300	3.3	18.93
404413	Wide	4,200	405	14	380	2.6	18.93
404522	Splayed	4,200	255	16	230	4.3	21.60

\* When installed and maintained correctly and to the extent set out in James Hardie's published literature current at the time of installation.

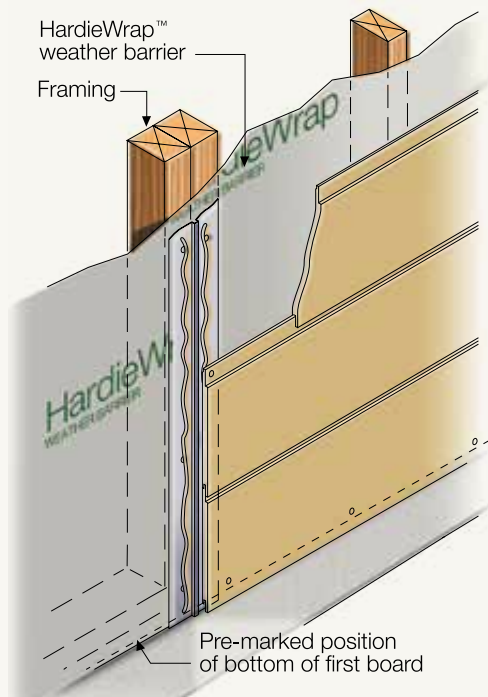
\*\* Can be gun nailed for face fixing only.

^ Not to be used in fire applications.



CLASSIC APPEAL WITH  
MODERN METHODS

Stria™ cladding installation



**NOTE**  
Ensure each board is level and the height of each row of boards is kept the same.

## What are the accessories?

Accessory	Code	Page
HardieBlade™ Saw Blade 185mm	300660	51
HardieBlade™ Saw Blade 254mm	303375	51
HardieDrive™ Screws 32mm long	305532	51
HardieDrive™ Screws 40mm long	305533	51
James Hardie™ 14mm Aluminium External Trim Corner	305519	52
James Hardie™ 16mm Aluminium External Trim Corner	305630	52
James Hardie™ 14mm Aluminium Internal Corner	305518	53
James Hardie™ 16mm Aluminium Internal Corner Mould	305511	53
James Hardie™ 75x75mm Colorbond® Corner Flashing	305564	53
James Hardie™ Joint Sealant® 300ml cartridge	305534	54
James Hardie™ Joint Sealant® 600ml sausage	305672	54
Stria™ Vertical Flashing Stop	305547	57





# ComTex® facade panel and fixing system



## What is it?

A pre-primed panel that's site-finished with a high-build acrylic texture system that incorporates both reinforced jointing and texture coating\*. It's used with the proprietary fixing system to create a complete commercial facade system that gives a monolithic, rendered look without the need for masonry.

## Where do you use it?

As an external facade on commercial buildings where a composite system with a monolithic rendered look is required. Ideal for full wrap or composite construction designs on either timber or light gauge steel framed buildings.

## What are the key benefits?

**AFFORDABILITY.** When it comes to multi-storey construction, two big cost-drivers are scaffolding and structural beams. Using ComTex facade panel and fixing system instead of rendered masonry can help significantly reduce those costs. To add to this, the panels are pre-primed,\* which speeds up the finishing process and reduces cost.

**DESIGN FLEXIBILITY.** Lightweight construction makes it easy to turn the most inspiring design into reality, without the heavy and often costly engineering details that are typically required for masonry construction. Added to this, a variety of textures and colours can be achieved with the site-applied high-build acrylic texture system\*.

**FAST INSTALLATION.** The pre-primed panel improves the speed at which the applicator can apply the texture system\*.

**VERSATILITY.** When used in conjunction with fire-resistant plasterboard, a fire rating of up to two hours can be achieved for a wall. To add to this, ComTex facade panel can be used as bracing.\*\*

**SECURITY.** ComTex facade panel is resistant to damage from termites, rot and fire.†



Closeup detail

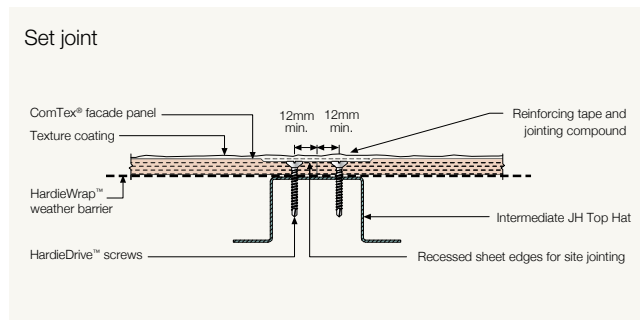
## What are the sizes?

Product code	Length (mm)	Width (mm)	Thickness (mm)	Mass (kg/m²)
400143	3,000	1,200	9	13.20
400144	2,400	1,200	9	13.20

Selling units per pack: 30 sheets or each

## What are the accessories?

Accessory	Code	Page
ComTex® PVC Starter Strip	305553	50
ComTex® Top Hat	304573	50
HardieBlade™ Saw Blade 185mm	300660	51
HardieBlade™ Saw Blade 254mm	303375	51
HardieDrive™ Screws 32mm long	305532	51
HardieDrive™ Screws 40mm long	305533	51
James Hardie™ Intermediate Top Hat 6,000mm	302701	54
James Hardie™ Intermediate Top Hat 7,200mm	302700	54
James Hardie™ Joint Sealant^ 300ml cartridge	305534	54
James Hardie™ Joint Sealant^ 600ml sausage	305672	54



**Note** All dimensions and masses provided are approximate only and subject to manufacturing tolerances. Masses are based on equilibrium moisture content of product.

\* To be applied in accordance with the texture coat manufacturer's guidelines. \*\* When installed in accordance with James Hardie's Structural Bracing Application Guide.

† When installed and maintained correctly and to the extent set out in James Hardie's published literature current at the time of installation. ^ Not to be used in fire applications.



# ExoTec® facade panel and fixing system



## What is it?

A fully sealed, compressed facade panel installed with a proprietary fixing system. Features expressed joints and is either site-painted or pre-finished off-site. ExoTec facade panel is the most popular fibre cement commercial facade system.

## Where do you use it?

As an external facade, fascia or soffit on commercial buildings requiring a durable, low-maintenance and impact-resistant system, and an expressed-jointed panel look. It's suitable for either full wrap panel or composite designs.

## What are the key benefits?

**DESIGN FLEXIBILITY.** A variety of panel patterns can be achieved, including vertical, horizontal and staggered – fixed with a choice of either countersunk concealed fasteners or exposed screw heads. To add to this, a wide range of decorative paint finishes can be used, including site-applied acrylic textures and factory-applied polyurethane plain and metallic colours.

**EASY SPECIFICATION.** The designer and installer do not need to make allowances for panel expansion or contraction resulting from weather change, because the compressed panel is sealed on all sides, making it very stable, and the design of the proprietary fixing system helps to absorb any building movement.

**DURABILITY.** The compressed panel structure delivers high levels of impact resistance, making it a smart choice for commercial areas that are prone to wear and tear.

**FAST INSTALLATION.** The reliable proprietary fixing system makes commercial installations fast, easy and cost-effective.

**MOISTURE RESISTANCE.** The compressed panels are sealed on all six sides to improve moisture resistance. Added to this, the proprietary ExoTec® Gasket Snap Strip provides an initial weather seal which further improves moisture management and building soundness.

**SECURITY.** ExoTec facade panel is resistant to damage from termites, rot and fire.\*



## What are the sizes?

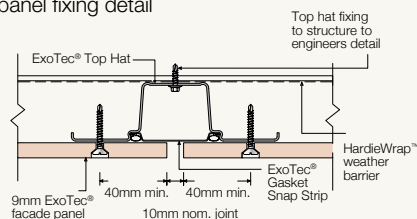
Product code	Length (mm)	Width (mm)	Thickness (mm)	Mass (kg/m²)
402200	1,800	900	9	16.26
402201	1,800	1,200	9	16.26
402203	2,100	1,200	9	16.26
402204	2,400	900	9	16.26
402205	2,400	1,200	9	16.26
402333	2,400	1,200	12	21.90
402207	2,700	1,200	9	16.26
402208	3,000	900	9	16.26
402209	3,000	1,200	9	16.26
402334	3,000	1,200	12	21.90

**Selling units per pack:** 9mm – 16 sheets or each, 12mm – 12 sheets or each

## What are the accessories?

Accessory	Code	Page
ExoTec® Gasket Snap Strip	305556	50
ExoTec® Top Hat 6,000mm	304572	50
ExoTec® Top Hat 7,200mm	304571	50
HardieBlade™ Saw Blade 185mm	300660	51
HardieBlade™ Saw Blade 254mm	303375	51
James Hardie™ Backing Strip 1,190mm	305557	53
James Hardie™ Backing Strip 2,390mm	305558	53
James Hardie™ Backing Strip 2,990mm	305559	53
James Hardie™ Facade Washers	305565	53
James Hardie™ Intermediate Top Hat 6,000mm	302701	54
James Hardie™ Intermediate Top Hat 7,200mm	302700	54
James Hardie™ Joint Sealant* 300ml cartridge	305534	54
James Hardie™ Joint Sealant* 600ml sausage	305672	54

Top hat and panel fixing detail



**Note** All dimensions and masses provided are approximate only and subject to manufacturing tolerances. Masses are based on equilibrium moisture content of product.  
 \* When installed and maintained correctly and to the extent set out in James Hardie's published literature current at the time of installation. ^ Not to be used in fire applications.

# HardieFlex™ sheet in eaves lining sizes



## What is it?

A smooth, flat sheet that is produced in widths specifically made for eaves. It is site-painted to create a flat panel look.

## Where do you use it?


It's specifically designed to line eaves and soffits in residential single and medium-density homes, including alterations and additions, where a flat panel look is required. It can be used on either timber or light gauge steel framed homes.

## What are the key benefits?

**AFFORDABILITY.** The speed at which the pre-cut sheets can be joined and installed makes them a cost-effective solution to the often difficult task of fixing eaves.

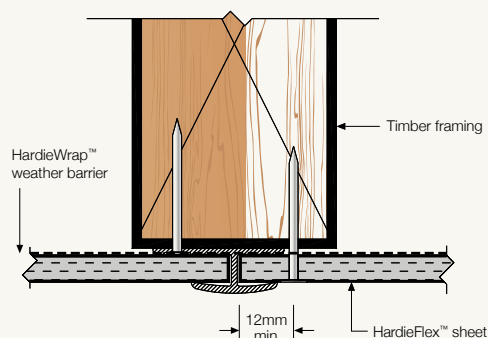
**FAST INSTALLATION.** The combination of the James Hardie™ PVC Straight Joiner and the wide variety of sheet sizes pre-cut specifically for eaves makes it easy and fast to install by tradespeople, owner-builders and renovators.

**SECURITY.** Made from James Hardie fibre cement, HardieFlex sheet is non-combustible, making it ideal for use in homes built within bushfire-prone areas because it provides additional protection against the ingress of burning embers.\* HardieFlex sheet is resistant to damage from termites, rot and fire.\*\*



Closeup with batten

PVC straight joiner fixed to timber framing



## What are the accessories?

Accessory	Code	Page
HardieBlade™ Saw Blade 185mm	300660	51
HardieBlade™ Saw Blade 254mm	303375	51
James Hardie™ Fibreshears	300653	53
James Hardie™ PVC Eave and Soffit Joiner for use with 4.5mm thick sheets	305506	54
James Hardie™ PVC Eave and Soffit Joiner for use with 6mm thick sheets	305432	54
James Hardie™ PVC Straight Joiner 2,400mm x 4.5mm	305538	55
James Hardie™ PVC Straight Joiner 3,000mm x 4.5mm	305541	55
James Hardie™ PVC Straight Joiner 3,000mm x 6.0mm	305546	55
James Hardie™ Score and Snap Knife	305576	55

## What are the sizes?

Product code	Length (mm)	Width (mm)	Thickness (mm)	Mass (kg/m <sup>2</sup> )
400393	2,400	450	4.5	6.72
400392	2,400	600	4.5	6.72
400391	2,400	750	4.5	6.72
400389	2,400	600	6	8.69

Selling units per pack: 60 sheets or 30 sheets

**Note** All dimensions and masses provided are approximate only and subject to manufacturing tolerances. Masses are based on equilibrium moisture content of product.

\* Refer to the relevant council and code for suitability as well as the James Hardie Construction of buildings in Bushfire Prone Areas Technical Supplement.

\*\* When installed and maintained correctly and to the extent set out in James Hardie's published literature current at the time of installation.

# HardieGroove™ lining



## What is it?

A flat sheet that has vertical V-shaped grooves carved into its face. Sanded smooth, it's site-painted to create the traditional look of tongue-and-groove timber panels.

## Where do you use it?

As an internal wall lining in residential living areas, hallways, bathrooms (excluding showers) and garages and on soffits where a durable, tongue-and-groove timber panel look is required. It can be used on either timber or light gauge steel framed homes.

## What are the key benefits?

**DURABILITY.** The high impact resistance of HardieGroove lining, compared to timber, makes it the smart choice for high-traffic areas that are prone to wear and tear.

**FAST INSTALLATION.** The sheet with V-shaped grooves carved into its face gives a look of individual tongue-and-groove panels with the benefit of fast broadwall coverage. To add to this, the sheet edges are finished with a half groove to conceal butt jointing and make it easy to do.

**SECURITY.** HardieGroove lining is resistant to damage from termites, rot and fire.\*

**MADE IN NEW ZEALAND.**



Closeup detail

## What are the sizes?

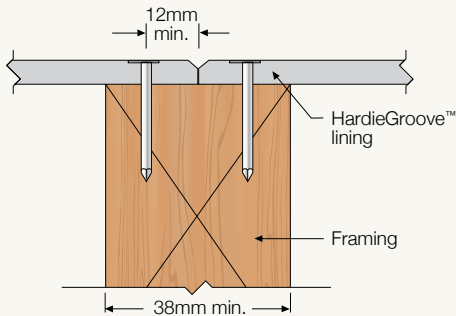
Product code	Length (mm)	Width (mm)	Thickness (mm)	Mass (kg/m²)
400245	2,700	1,200	7.5	11.7

**Selling units per pack:** 20 sheets, or half packs of 10 sheets

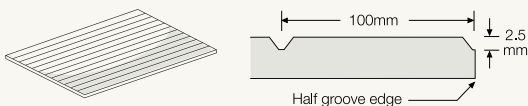
## What are the accessories?

Accessory	Code	Page
HardieBlade™ Saw Blade 185mm	300660	51
HardieBlade™ Saw Blade 254mm	303375	51
HardieDrive™ Screws 32mm long	305532	51
HardieDrive™ Screws 40mm long	305533	51
James Hardie™ Fibreshears	300653	53
James Hardie™ Score and Snap Knife	305576	55

Butt joint



HardieGroove™ lining



**Note** All dimensions and masses provided are approximate only and subject to manufacturing tolerances. Masses are based on equilibrium moisture content of product.  
\* When installed and maintained correctly and to the extent set out in James Hardie's published literature current at the time of installation.

# PineRidge® lining



## What is it?

A timber-textured, site-painted sheet lining.

## Where do you use it?

As an internal wall lining in residential living areas, hallways, garages and workshops, where a durable, timber-panel look is required. It can be used on either timber or light gauge steel framed homes.

## What are the key benefits?

**DURABILITY.** The high impact resistance of PineRidge lining, compared to timber, makes it the smart choice for high-traffic areas that are prone to wear and tear.

**FAST INSTALLATION.** PineRidge lining is lightweight, and its large sheet sizes and square edges, together with PineRidge® PVC Jointers, make it easy and fast to install by tradespeople, owner-builders and renovators. To add to this, it can also be joined off-stud, which minimises wastage.

**VERSATILITY.** It can also be used as bracing.\*

**SECURITY.** PineRidge lining is resistant to damage from termites, rot and fire.\*\*



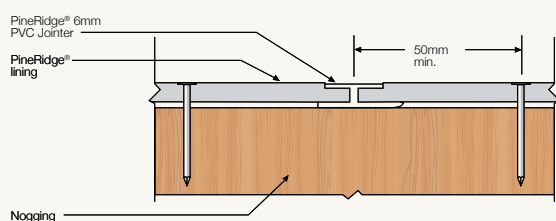
Closeup detail

## What are the sizes?

Product code	Length (mm)	Width (mm)	Thickness (mm)	Mass (kg/m <sup>2</sup> )
400373	2,540	1,198	6#	8.60
400372	2,700	1,198	6#	8.60

**Selling units per pack:** 30 sheets or each

Sheet joint detail



## What are the accessories?

Accessory	Code	Page
HardieBlade™ Saw Blade 185mm	300660	51
HardieBlade™ Saw Blade 254mm	303375	51
HardieDrive™ Screws 32mm long	305532	51
HardieDrive™ Screws 40mm long	305533	51
James Hardie™ Fibreshears	300653	53
James Hardie™ PVC External Corner Angle for 6mm thick sheets	305544	54
James Hardie™ PVC Internal Corner Angle for 6mm thick sheets	305545	55
James Hardie™ Score and Snap Knife	305576	55
PineRidge® & PanelClad® TextureLine PVC Straight Jointer	305780	56

**Note** All dimensions and masses provided are approximate only and subject to manufacturing tolerances. Masses are based on equilibrium moisture content of product.

\* When installed in accordance with James Hardie's *Structural Bracing Application Guide*.

\*\* When installed and maintained correctly and to the extent set out in James Hardie's published literature current at the time of installation. # PineRidge® lining is not available in WA.



# Versilux<sup>®</sup> lining



## What is it?

A flat sheet with square edges for butt joints. Sanded smooth and pre-sealed, Versilux lining is a flat surface that is site-painted to create a panellised look.

## Where do you use it?

As an internal wall and ceiling lining in laundries, kitchens and high-traffic areas in residential, medium-density and commercial buildings, where a durable, flat panel look is required. It can also be used in exposed beam ceilings and soffits, and is suitable on either timber or light gauge steel framed buildings.

## What are the key benefits?

**AFFORDABILITY.** Versilux lining is sanded and pre-sealed, making it easy to paint, and reducing the finishing time and cost.\*

**DESIGN FLEXIBILITY.** It's easy to achieve a range of looks with Versilux lining using straight PVC jointers, battens or Scyon<sup>™</sup> Axent<sup>™</sup> trim, as bold or subtle highlights over their smooth, flat surface.

**DURABILITY.** The high impact resistance of Versilux lining, compared to plasterboard lining, makes it the smart choice for high-traffic areas that are prone to wear and tear.

**FAST INSTALLATION.** Versilux lining is lightweight and its square edges, together with the wide range of James Hardie<sup>™</sup> accessories, make it easy and fast to install by tradespeople, owner-builders and renovators.

**VERSATILITY.** It's suitable for use in fire-rated and acoustically rated systems.<sup>#</sup> To add to this, the 6mm thick sheet can also be used as internal bracing.\*\*

**SECURITY.** Versilux lining is resistant to damage from termites, rot and fire.<sup>†</sup>



## What are the sizes?

Product code	Length (mm)	Width (mm)	Thickness (mm)	Mass (kg/m <sup>2</sup> )
400454	2,400	900	4.5 <sup>Δ</sup>	7.26
400452	2,400	1,200	4.5 <sup>Δ</sup>	7.26
400424	2,400	1,200	6	9.62
400423	2,700	1,200	6	9.62
401878	2,700	1,200	9 <sup>‡</sup>	13.88
400425	3,000	900	6	9.62
400450	3,000	1,200	4.5 <sup>Δ</sup>	7.26
400422	3,000	1,200	6	9.62
400449	3,600	1,200	4.5 <sup>Δ</sup>	7.26
400421	3,600	1,200	6	9.62

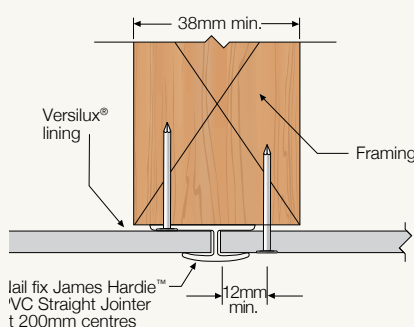
**Selling units per pack:**

4.5mm – 30 or 60 sheets, 6mm – 15 or 30 sheets, 9mm – 15 or 30 sheets

## What are the accessories?

Accessory	Code	Page
HardieBlade <sup>™</sup> Saw Blade 185mm	300660	51
HardieBlade <sup>™</sup> Saw Blade 254mm	303375	51
HardieDrive <sup>™</sup> Screws 32mm long	305532	51
HardieDrive <sup>™</sup> Screws 40mm long	305533	51
James Hardie <sup>™</sup> Fibreshears	300653	53
James Hardie <sup>™</sup> PVC Cap Mould 3,000mm x 4.5mm	305542	54
James Hardie <sup>™</sup> PVC Cap Mould 3,000mm x 6.0mm	305543	54
James Hardie <sup>™</sup> PVC Eave and Soffit Jointer for use with 4.5mm thick sheets <sup>◊</sup>	305506	54
James Hardie <sup>™</sup> PVC Eave and Soffit Jointer for use with 6mm thick sheets <sup>◊</sup>	305432	54
James Hardie <sup>™</sup> PVC External Corner Angle for 6mm thick sheets	305544	54
James Hardie <sup>™</sup> PVC Internal Corner Angle for 6mm thick sheets	305545	55
James Hardie <sup>™</sup> PVC Straight Jointer 2,400mm x 4.5mm	305538	55
James Hardie <sup>™</sup> PVC Straight Jointer 3,000mm x 4.5mm	305541	55
James Hardie <sup>™</sup> PVC Straight Jointer 3,000mm x 6.0mm	305546	55
James Hardie <sup>™</sup> Score and Snap Knife	305576	55

PVC straight jointer detail



**Note** All dimensions and masses provided are approximate only and subject to manufacturing tolerances. Masses are based on equilibrium moisture content of product.

\* Always refer to the paint manufacturer's guidelines. \*\* When installed in accordance with James Hardie's *Structural Bracing Application Guide*.

† When installed and maintained correctly and to the extent set out in James Hardie's published literature current at the time of installation.

# Refer to the current Fire and Acoustically rated walls Manuals for further information. Δ Not available in WA and TAS. ‡ QLD only. ◊ Not suitable for external wall cladding applications.

# Villaboard® lining



## What is it?

A flat sheet with long edges recessed for flush jointing. Sanded smooth, Villaboard lining is a seamless flat surface that can be painted, wallpapered or tiled to create a wide range of design looks.

## Where do you use it?

As an internal wall and ceiling lining in bathrooms, laundries, kitchens and high-traffic areas in residential, medium-density and commercial buildings, where a durable wet area lining or a durable, seamless flat surface is required for tiles, wallpaper or paint. It can be used on either timber or light gauge steel framed buildings.

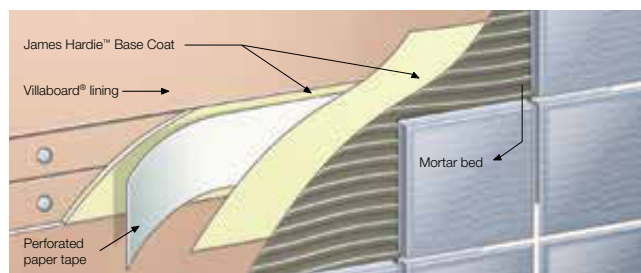
## What are the key benefits?

**TILE ADHESION.** Because of its homogeneous composition, Villaboard lining has much greater tensile bond strength than plasterboard, which gives greater tile adhesion. Its tensile bond strength is up to 75% greater than wet area plasterboard when dry, and 300% greater when wet.

**DURABILITY.** The high impact resistance of Villaboard lining, compared to plasterboard, makes it the smart choice for high-traffic areas that are prone to wear and tear. To add to this, if a tiler makes a mistake when tiling, the homogeneous nature of Villaboard lining means they can chip the back of the tile off without damaging the substrate.

**VERSATILITY.** It's suitable for use in fire-rated and acoustically rated systems.\* To add to this, the 6mm thick sheet can also be used as internal bracing.\*

**SECURITY.** The key requirement of linings used in wet areas is superior resistance to moisture damage in the event that the material gets wet. Reduced tile adhesion is one of the main problems moisture penetration causes. Made from James Hardie fibre cement, Villaboard lining is homogeneously resistant to moisture damage, which means that even if the materials does get wet, it won't deform or lose its structural integrity, like many other materials.\*\* In both commercial and residential applications, this means less call backs for costly rectifications resulting from moisture damage. To add to this, independent tests on Villaboard lining, conducted in accordance with ASTM D3273-00, concluded that there was no mould growth and resulted in a perfect rating of 10. Villaboard lining is resistant to damage from termites, rot and fire.\*\*



## What are the sizes?

Product code	Length (mm)	Width (mm)	Thickness (mm)	Mass (kg/m <sup>2</sup> )
400364	1,800	1,200	6	9.54
400367	2,400	900	6	9.54
400362	2,400	1,200	6	9.54
400357	2,400	1,200	9	13.94
400370	2,400	1,350	6	9.54
400361	2,700	1,200	6	9.54
400356	2,700	1,200	9	13.94
400366	3,000	900	6	9.54
400360	3,000	1,200	6	9.54
400355	3,000	1,200	9	13.94
400352	3,000	1,200	12	18.59
400369	3,000	1,350	6	9.54
403331	3,000	1,350	9 <sup>Δ</sup>	13.94
400359	3,600	1,200	6	9.54
400354	3,600	1,200	9	13.94
400368	3,600	1,350	6	9.54
400358	4,200	1,200	6	9.54
400363	4,200	1,350	6	9.54

**Selling units per pack:** 6mm – 60 sheets or multiple of 30 sheets, 9mm – 30 she loose, 12mm – 30 sheets or loose

## What are the accessories?

Accessory	Code	Page
HardieBlade™ Saw Blade 185mm	300660	51
HardieBlade™ Saw Blade 254mm	303375	51
James Hardie™ Base Coat 15kg Bag	304491	53
James Hardie™ Base Coat 4kg Tub	305535	53
James Hardie™ Fibreshears	300653	53
James Hardie™ Joint Sealant* 300ml cartridge	305534	54
James Hardie™ Joint Sealant* 600ml sausage	305672	54
James Hardie™ Score and Snap Knife	305576	55
James Hardie™ Top Coat 3kg Tub	305536	55
James Hardie™ Top Coat 15kg Tub	304493	55

**Note** All dimensions and masses provided are approximate only and subject to manufacturing tolerances. Masses are based on equilibrium moisture content of product.

\* When installed in accordance with James Hardie's *Structural Bracing Application Guide*.

\*\* When installed and maintained correctly and to the extent set out in James Hardie's published literature current at the time of installation.

+ Refer to the current Fire and Acoustically rated walls Manuals for further information. Δ Not available in WA or TAS. ^ Not to be used in fire applications.

*villaboard®  
lining*





# HardieBreak™ thermal strip

## What is it?

A 12mm thick, compliant thermal break strip, made from a hard, unique dual-layer density configuration\* of polyolefin insulating material with closed cell technology, that gives it excellent compression resistance and great strength. Specially designed for use behind James Hardie® and Scyon™ external cladding on steel frames in residential, medium density, transportable and commercial applications to reduce thermal bridging.

## Where do you use it?

HardieBreak thermal strip has been specifically designed for use behind James Hardie and Scyon™ external cladding on steel frames in residential, medium density, transportable and commercial applications, to reduce thermal bridging.

## What are the key benefits?

**DURABILITY.** The material makeup and unique dual-layer configuration\* of HardieBreak thermal strip contributes to its excellent compression resistance and great strength. These performance attributes enable it to provide the necessary support to the cladding to help reduce facade waviness, and a robustness that minimises breakage during handling and installation. HardieBreak thermal strip is also non-absorbent and mould resistant, which helps reduce the likelihood of rusting in steel frames that could potentially void steel frame warranty. It's also termite resistant.\*\*

**ENHANCES THERMAL PERFORMANCE.** When installed, HardieBreak thermal strip improves a walls R value by up to 12%\*\* compared to other commonly available R0.2 m<sup>2</sup>K/W thermal break strips (when the appropriate anti-glare vapour permeable membrane is installed), and up to 30% compared to walls having no thermal break at all. This is attributed to a number of factors including its thickness and hardness, and also the cavity air-gap it creates between the cladding and sarking when it's installed. It can also minimise heat leakage through metal window frames in a home when installed behind the window.

**FAST INSTALLATION.** HardieBreak thermal strip has been designed to fit the length of common wall frames to help reduce on-site cutting and wastage. And when it does need to be cut, it's done easily with a Stanley knife. Its thickness enables cladding to be installed with



commonly available screws and its hardness minimises facade waviness. Added to this, HardieBreak thermal strip is 43mm wide which makes it extra efficient to install when faced with wide stud applications that may be required for some external cladding, as only one strip is needed. The self-adhesive backing tape on HardieBreak thermal strip sticks directly to vapour permeable barrier for easy and fast installation. HardieBreak thermal strips are packed flat for easy handling.

**BOOSTS WALL PERFORMANCE.** In addition to its thermal attributes, HardieBreak thermal strip reduces ghosting effects seen in some cladding installed onto steel framed walls in cool climates. And because it creates a cavity in the wall when installed, which acts as a drainage plane to help moisture escape from the wall, it has the ability to help protect a wall from moisture damage and mould growth.

**SECURITY.** HardieBreak thermal strip has been specifically designed by James Hardie for use behind James Hardie® and Scyon™ external cladding on steel frames, and to satisfy BCA thermal break requirements – it's the thermal break recommended by James Hardie.

**MADE IN SOUTH KOREA.**

## What are the sizes?

Product code	Length (mm)	Width (mm)	Thickness (mm)	Pack Weight (kg)	Pack Weight (lm)
305612	2,750	43	12	10.3	123.75

Selling units per pack: 45

## What are the accessories?

Accessory	Code	Page
HardieDrive™ Screws 40mm long	305533	51

\* Patent pending.

\*\* When installed and maintained correctly and to the extent set out in James Hardie's published literature current at the time of installation.


**Note** All dimensions and masses provided are approximate only and subject to manufacturing tolerances. Masses are based on equilibrium moisture content of product.



HardieBreak™ Thermal Strip next to a window



General installation overview



Installation of HardieBreak™ thermal strip for flat sheet direct fix



Installation of HardieBreak™ thermal strip for weatherboards and planks direct fixed



# HardieWrap™ weather barrier

## What is it?

HardieWrap weather barrier is a non-perforated, highly breathable and reflective^ safe-glare weather barrier designed to be used in wall and gable applications behind James Hardie®, Scyon™ and other\* external cladding products to help protect your building.

Made from an advanced triple-layered material, HardieWrap weather barrier has been engineered for the Australian climate. It delivers a triple-shield of protection to help against external weather penetration, internal condensation build up and external heat penetration.

## Where do you use it?

HardieWrap weather barrier can be used in wall and gable applications in all Australian climates zoned from 2 through to 8 (shown shaded on the map). Similar to most wall wraps, the exception is zone 1 – the hot and humid tropics of Far North Queensland, the Northern Territory and parts of Northern Western Australia.\*

It can be fixed to timber or light gauge steel frames, beneath James Hardie, Scyon™ and other\* external cladding, in residential, medium density and commercial buildings. It is also suitable for all zones in bushfire construction and can be used in conjunction with James Hardie's fire rated wall systems.

HardieWrap™ weather barrier profile showing texture.



## What are the key benefits?

**PREMIUM PROTECTION.** Made from a non-perforated and non-woven material that contains highly breathable micro-pores, HardieWrap weather barrier helps block the external penetration of water, air and dust, without compromising breathability. This gives it a high level of resistance to external weather.

**ENHANCES THERMAL PERFORMANCE.** HardieWrap weather barrier has a reflective^ 'safe glare' top layer that is able to be installed outward facing, to help maximise the deflection of light and heat. This enables energy savings in reduced heating and cooling consumption. In addition to this, HardieWrap weather barrier controls the air flow behind the facade systems which in turn helps to boost thermal performance even further. For instance, when installing Scyon™ Linea™ weatherboards directly to timber or light gauge steel wall frames, HardieWrap weather barrier can improve your wall thermal performance by up to R0.3 m²K/W#, without the need to increase your bulk insulation.\*\*

**REDUCES CONDENSATION** Build-up. An average household can generate up to 12 litres of internal condensation on a daily basis. Condensation within the wall frame can result in accelerated frame deterioration, mould infestations, sick building syndrome and costly repairs. With the increasing air tightness and energy efficiency requirements, choosing the right weather barrier will help manage this condensation. HardieWrap weather barrier is made from a material that contains highly breathable pores that help interior water vapour to escape the building to the outside. This helps reduce the risk of condensation compromising the design life of the building and reduces the risk of negative financial and health consequences for the owners and occupants.

**FAST AND EASY INSTALLATION.** HardieWrap weather barrier is able to save you up to 50% in installation time and 10% in material wastage, compared to many other 1.35m wide products on the market. This is because it's 2.75m wide and enables one storey: one pass. It is also lighter to carry than many other foil wall barriers, and rolls out without creasing, cuts easily with a utility knife, hangs on the wall flat and is quieter than most on a windy day.

**SECURITY AND PEACE OF MIND.** HardieWrap weather barrier complies with AS/NZS 4200.1.

**MADE IN USA.**

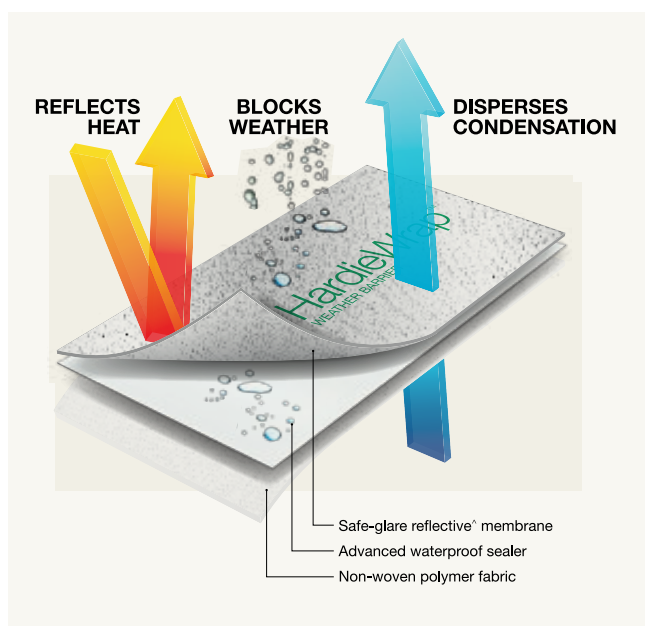
## What are the sizes?

Product code	Roll Length (m)	Roll Width (m)	Roll Weight (kg)	Roll Coverage (m2)	Duty
305664	30	2.75	9	82.5	Light

**Note** All dimensions and masses provided are approximate only and subject to manufacturing tolerances. Masses are based on equilibrium moisture content of product.

\* Specifier is responsible for confirming the suitability of HardieWrap™ weather barrier in the specific design and climate zone with the selected external cladding product. Refer to cladding manufacturer for more information. \*\* When installed and maintained correctly and to the extent set out in James Hardie's published literature current at the time of installation.

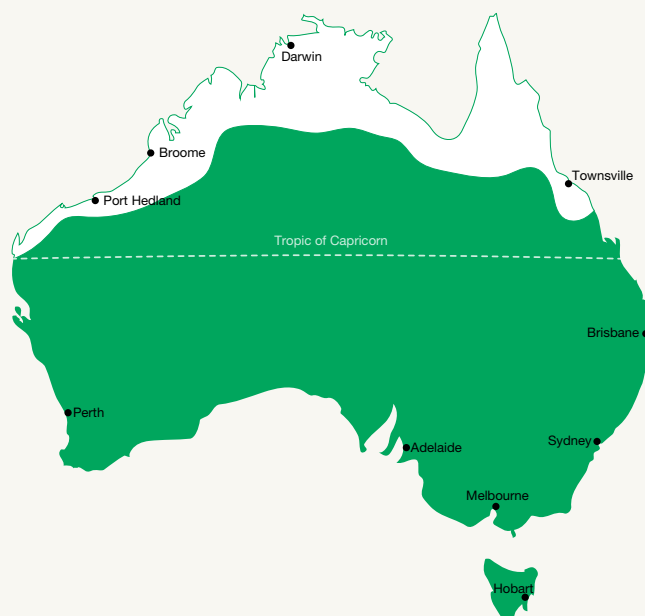
# When compared to standard non-reflective and non-compressible weather barriers. ^ HardieWrap™ weather barrier has an outward facing low e reflective surface with an emittance value of 0.16 tested in accordance with AS/NZS 4201.5. Please refer to the HardieWrap™ weather barrier datasheet for more information.



Wall Cutaway



Usage areas





# Scyon™ Axent™ trim



## What is it?

A thick and versatile trim made from Scyon™, an advanced cement composite, Scyon™ Axent™ trim is the easy way to add finishing touches that keep their finish.

## Where do you use it?

Ideal for edge treatment around windows, finishing touches to internal and external corners, as a design enhancer at butt joints.

## What are the key benefits?

**DESIGN OPTIONS.** The thickness of Axent™ trim helps create the impression of solidness, and the crisp, clean edges highlight openings.

**SPEED.** The range of thicknesses and sizes means Axent™ trim can be used with any James Hardie® cladding and any domestic window, removing the need for special window orders to match different cladding. It's also pre-primed for fast paint application.

**LOW MAINTENANCE.** Axent™ trim will maintain its integrity and general appearance significantly longer than timber. Some timber is susceptible to cracking in exterior applications which in turn can lead to shrinking or warping. Axent™ trim will resist shrinking, swelling and cracking\* to hold paint longer than wood, and can also be painted dark as well as light colours.

**DURABILITY.** Axent™ trim is resistant to damage from termites, rot and fire.\*

**MADE IN AUSTRALIA AND USA.**



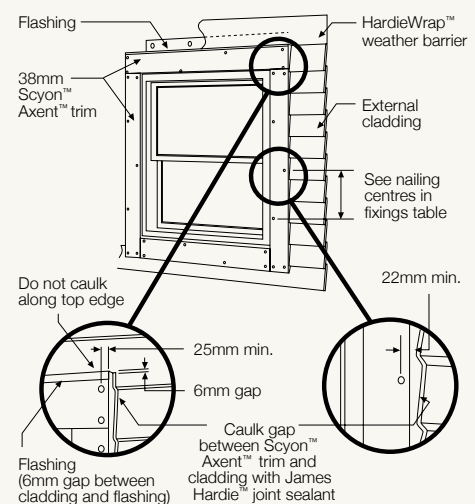
## What are the sizes?

Product code	Finish	Length (mm)	Width (mm)	Thickness (mm)	Mass (kg/m²)
404400	Sanded	3640	89	19	8
404662	Smooth	4200	45	19	3.2
404402	Sanded	3640	89	38	13
403626	-	4200	45	38	9

## What are the accessories?

Accessory	Code	Page
HardieBlade™ Saw Blade 185mm	300660	51
HardieBlade™ Saw Blade 254mm	303375	51
James Hardie™ Joint Sealant^ 300ml cartridge	305534	54
James Hardie™ Joint Sealant^ 600ml sausage	305672	54

### 38mm Scyon™ Axent™ trim fixing around window



^ Not to be used in fire applications.

\* When installed and maintained correctly and to the extent set out in James Hardie's published literature current at the time of installation.

# HardiePanel™ compressed sheet



## What is it?

A structural flooring substrate for ceramic tile finishes over timber or lightweight steel floor joists; it's made from durable compressed fibre cement.

## Where do you use it?

As an internal substrate for tiled wet-area floors and an external substrate for tiled balconies, verandas and decks, in both residential and commercial buildings. It's a durable, moisture-resistant alternative to particleboard and plywood substrates, and a lightweight alternative to concrete.

## What are the key benefits?

**DURABILITY.** The compressed sheet structure delivers a high level of durability and stability, making it an ideal flooring substrate for both internal and external use, in residential and commercial buildings.

**VERSATILITY.** HardiePanel compressed sheet can also be used as formwork in a range of industrial and commercial applications such as bridges and roadworks.\* To add to this, it's deemed non-combustible in accordance with the provisions of the Building Code of Australia, and can be used for floors in bushfire-prone areas#.

**SECURITY.** HardiePanel compressed sheet is resistant to damage from termites, rot and fire.\*\*



## What are the sizes?

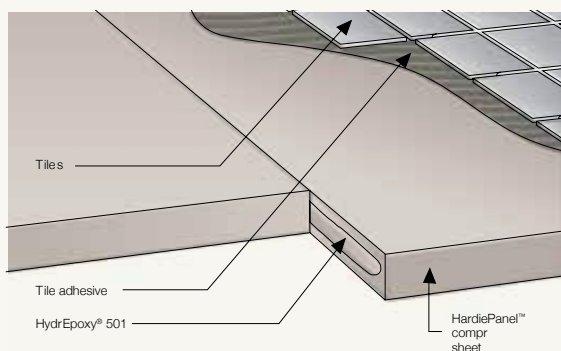
Product code	Length (mm)	Width (mm)	Thickness (mm)	Mass (kg/m <sup>2</sup> )
400090	1,500 <sup>Δ</sup>	900 <sup>Δ</sup>	15	27.25
400101	1,500 <sup>Δ</sup>	900 <sup>Δ</sup>	18	31.87
400084	1,500 <sup>Δ</sup>	1,200 <sup>Δ</sup>	15	27.25
400097	1,500 <sup>Δ</sup>	1,200 <sup>Δ</sup>	18	31.87
400089	1,800	900	15	27.25
400100	1,800	900	18	31.87
400083	1,800	1,200	15	27.25
400096	1,800	1,200	18	31.87
400082	2,100	1,200	15	27.25
400095	2,100	1,200	18	31.87
400087	2,400	900	15	27.25
400099	2,400	900	18	31.87
400081	2,400	1,200	15	27.25
400094	2,400	1,200	18	31.87
400461	2,400	1,200	24	43.11
400080	2,700	1,200	15	27.25
400085	3,000	900	15	27.25
400098	3,000	900	18	31.87
400079	3,000	1,200	15	27.25
400460	3,000	1,200	18	31.87

**Selling units per pack:** 15mm – 10 sheets or each, 18mm – 8 sheets or each, 24mm – 6 sheets or each

## What are the accessories?

Accessory	Code	Page
HardieBlade™ Saw Blade 185mm	300660	51
HardieBlade™ Saw Blade 254mm	303375	51
HydrEpoxy® 501 (two-part epoxy, 2 litre set)†	305529	52
James Hardie™ Joint Sealant* 300ml cartridge	305534	54
James Hardie™ Joint Sealant* 600ml sausage	305672	54
James Hardie™ 45x45mm PVC Corner Angle Mould	305554	54

Internal flooring joint detail†



This picture refers to the internal application only (James Hardie does not recommend HydrEpoxy 501 in an external situation)

**Note** All dimensions and masses provided are approximate only and subject to manufacturing tolerances. Masses are based on equilibrium moisture content of product.

\* Subject to appropriate independent structural engineering specification. For more information Ask James Hardie™ Call 13 11 03.

\*\* When installed and maintained correctly and to the extent set out in James Hardie's published literature current at the time of installation.

# Refer to relevant council and code for suitability as well as the James Hardie Construction of buildings in Bushfire Prone Areas Technical Supplement. Δ Not available in WA.

‡ To be used in internal applications only – James Hardie does not recommend HydrEpoxy 501 in an external situation. ^ Not to be used in fire applications.

# Scyon™ Secura™ exterior flooring



## What is it?

An external structural flooring substrate for tile finishes over timber or lightweight steel floor joists. Simple and fast to install, Secura™ exterior flooring helps give you extra peace of mind against moisture damage to balconies and decks.

## Where do you use it?

As an external substrate for tiled residential balconies and decks. It's an alternative to particle board, plywood or compressed fibre cement.

## What are the key benefits?

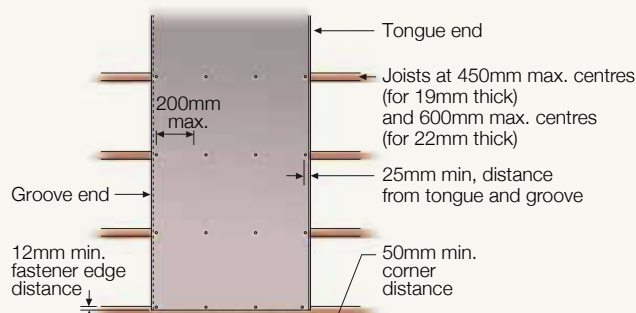
**SECURITY.** Secura™ exterior flooring is sealed on all sides with an advanced polymer coating that helps protect the board from moisture-related problems. A topcoat on the surface of the board provides good adhesion. The continuous mesh reinforcement on the underside enhances the heavy-duty performance of Scyon™, adding extra strength and impact resistance to deliver a suitable external residential flooring substrate.

**FAST AND EASY TO INSTALL.** Scyon™ Secura™ exterior flooring can be up to 40% faster to install than conventional compressed fibre cement sheet. This is because it's made from Scyon™ which is about 24% lower in density than compressed fibre cement, making it lighter, and easier to handle and install, without compromising heavy-duty performance. In fact, there's no need for pre-drilling and screwing, because it can be gun nailed and is easy to cut like timber. It's also tongue and grooved, which delivers engineered joints and eliminates the need for timber trimmers under these joints.

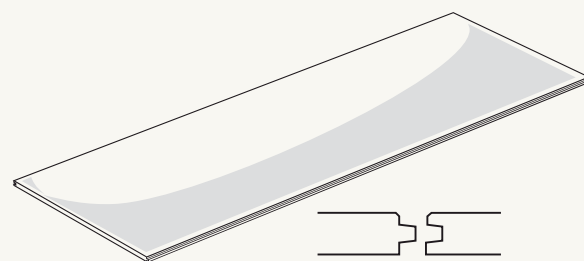
**NO FUSS.** For balconies that aren't over habitable rooms – verandas for example – no additional waterproofing membrane is needed once Secura™ exterior flooring is installed\*\*. For balconies over habitable rooms, a waterproofing system needs to be applied.

**MADE FROM SCYON.**™ Secura™ exterior flooring is made from Scyon™, the advanced lightweight cement composite with the heavy-duty performance. Not only is it resistant to damage from termites, rot and fire\*, but it can also be gun nailed and is easy to cut – like timber.

Scyon™ Secura™ exterior fastener layout



Scyon™ Secura™ exterior flooring



## What are the sizes?

Product code	Length (mm)	Width (mm)	Thickness (mm)	Joint Centres (mm)	Mass (kg/m²)	Edge Colour
404050	2,700	600	19	450	24.5	Light Blue
404689	2,400	600	22	600	28.3	Dark Blue

## What are the accessories?

Accessory	Code	Page
HardieBlade™ Saw Blade 185mm	300660	51
HardieBlade™ Saw Blade 254mm	303375	51
HardieDrive™ Screws 40mm long	305533	51
James Hardie™ Joint Sealant* 300ml cartridge	305534	54
James Hardie™ Joint Sealant* 600ml sausage	305672	54

\* When installed and maintained correctly and to the extent set out in James Hardie's published literature current at the time of installation.

\*\* A priming coat is recommended to be applied over all sheets before tiling, refer to the manual. ^ Not to be used in fire applications.



**SECURA™**

EXTERIOR  
FLOORING

**scyon™** Advanced  
Cement Composite

PEACE OF MIND  
THE EASY WAY



*Scyon™ Secura™  
exterior flooring*

# Scyon™ Secura™ interior flooring



## What is it?

A heavy-duty but lightweight structural flooring substrate that does double duty – it can be easily used for tile, vinyl and carpet finishes over timber or steel floor joists in both residential general interiors and wet areas. Simple and fast to install, Scyon™ Secura™ interior flooring is the easiest way to get top protection against moisture damage to all interior floors.

## Where do you use it?

As a substrate for direct fixing of tiles, vinyl and carpet in residential floors and wet areas, as an alternative to particle board, plywood or compressed fibre cement.

## What are the key benefits?

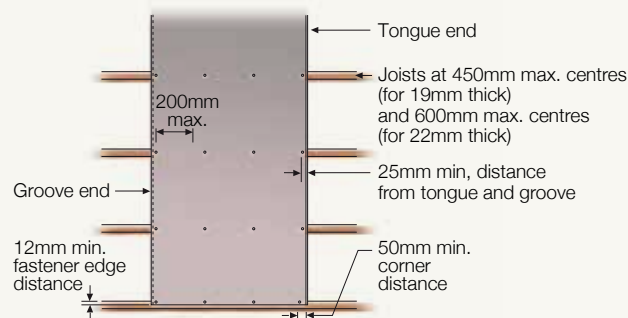
**FAST AND EASY TO INSTALL.** Scyon™ Secura™ interior flooring can be up to 40% faster to install than conventional compressed fibre cement sheet. This is because it's made from Scyon™ which is about 24% lower in density than compressed fibre cement, making it lighter, and easier to handle and install, without compromising heavy-duty performance. In fact, there's no need for pre-drilling and screwing, because it can be gun nailed and is easy to cut like timber. It's also tongue and grooved. This edge delivers an engineered joint, eliminates the need for timber trimmers under these joints, and is compatible with other flooring products of the same thickness.

**NO FUSS.** The moisture-resistant sealer on all sides combined with the moisture-resistant properties of Scyon™, removes the need for full floor waterproofing outside enclosed shower areas. And unlike some timber products, tiles and vinyl can be directly fixed without the need for an underlay sheet.

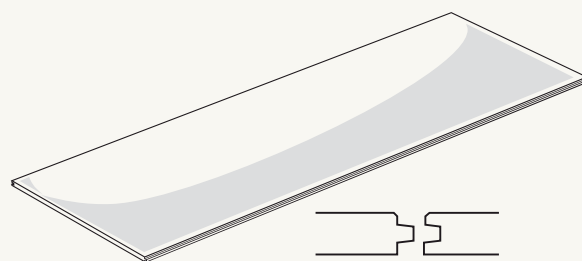
**SECURITY.** Secura™ interior flooring is resistant to damage from moisture, so if rain holds you up during construction and the roof's not yet on\*\*, the product won't need replacing or sanding because it's warped and twisted, like some timber products\*. This resistance to moisture damage also means that if there is a waterproofing failure some time in the future, then the Secura™ interior flooring will continue to perform, even if it gets wet. The strong, no-squeak feel of Secura™ interior flooring also gives a solid impression without the weight and cost of concrete.

**MADE FROM SCYON.**™ Secura™ interior flooring is made from Scyon™, the advanced lightweight cement composite with the heavy-duty performance. Not only is it resistant to damage from termites, rot and fire\*, it can also be gun nailed and is easy to cut – like timber.

Scyon™ Secura™ interior fastener layout



Scyon™ Secura™ interior flooring



## What are the sizes?

Product code	Length (mm)	Width (mm)	Thickness (mm)	Joint Centres (mm)	Mass (kg/m²)	Edge Colour
404173	2,700	600	19	450	24.5	White
403550	1,800	900	19	450	24.5	White
404691	2,400	600	22	600	28.3	Dark Grey

## What are the accessories?

Accessory	Code	Page
HardieBlade™ Saw Blade 185mm	300660	51
HardieBlade™ Saw Blade 254mm	303375	51
HardieDrive™ Screws 40mm long	305533	51
James Hardie™ Joint Sealant* 300ml cartridge	305534	54
James Hardie™ Joint Sealant* 600ml sausage	305672	54

\* When installed and maintained correctly and to the extent set out in James Hardie's published literature current at the time of installation.

\*\* Exposure to the elements should not be longer than three months.

^ Not to be used in fire applications.

**SECURA™**

INTERIOR  
FLOORING

**scyon™** Advanced  
Cement Composite

TOP PROTECTION ON  
ALL INTERIOR FLOORS



*Scyon™ Secura™  
interior flooring*





# James Hardie™ ceramic tile underlay



## What is it?

An internal underlay for ceramic tile finishes which helps protect against movement that occurs naturally in timber, particleboard and plywood substrates.


## Where do you use it?

On top of internal timber, particleboard and plywood substrates, and under ceramic tiles, in either wet or dry areas.

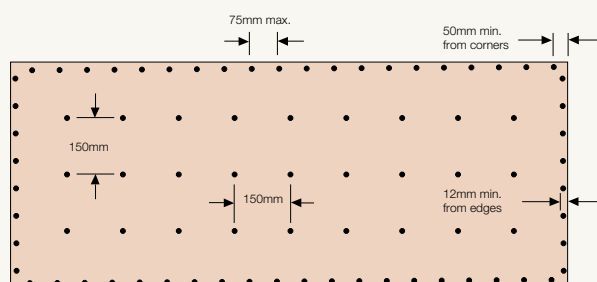
## What are the key benefits?

**FAST INSTALLATION.** The large sheet comes with a pre-marked nailing pattern, which reduces the time the installer has to spend working out where to nail. To add to this, it can be gun nailed with underlay gun nails, which speeds up installation. Also, the underlay is pre-sealed, which improves moisture resistance, giving the tiler more time to lay the tiles before the tile adhesive cures.

**SECURITY.** Its application over internal timber, particleboard and plywood substrates helps to minimise tile movement and potential tile cracking caused by the expansion and contraction of these substrates. To add to this, the key requirement of materials used in wet areas is superior resistance to moisture damage in the event that the material gets wet. Reduced tile adhesion is one of the main problems moisture penetration causes. Made from James Hardie fibre cement, James Hardie ceramic tile underlay is homogeneously resistant to moisture damage, which means that even if the material does get wet, it won't deform or lose its structural integrity,\* like many other materials, and it can help protect against potential costly rectifications resulting from moisture damage. It's also resistant to damage from termites, rot and fire.\*



Ceramic tile underlay fastener sheet layout



## What are the sizes?

Product code	Length (mm)	Width (mm)	Thickness (mm)	Mass (kg/m <sup>2</sup> )
403190	1,800	1,200	6	9.5

Selling units per pack: 30 sheets

## What are the accessories?

Accessory	Code	Page
HardieBlade™ Saw Blade 185mm	300660	51
HardieBlade™ Saw Blade 254mm	303375	51
James Hardie™ Fibreshears	300653	53
James Hardie™ Joint Sealant^ 300ml cartridge	305534	54
James Hardie™ Joint Sealant^ 600ml sausage	305672	54
James Hardie™ Score and Snap Knife	305576	55

**Note** All dimensions and masses provided are approximate only and subject to manufacturing tolerances. Masses are based on equilibrium moisture content of product.

\* When installed and maintained correctly and to the extent set out in James Hardie's published literature current at the time of installation. ^ Not to be used in fire applications.

# James Hardie™ vinyl and cork underlay



## What is it?

An internal underlay used over timber, plywood or particleboard floors to provide a smooth base for laying either vinyl or cork.


## Where do you use it?

On top of internal timber, plywood and particleboard substrates, and under vinyl or cork.

## What are the key benefits?

**FAST INSTALLATION.** The sheet comes with a pre-marked nailing pattern, which reduces the time the installer has to spend working out where to nail. To add to this, it can be gun nailed with underlay gun nails, which speeds up installation.

**SECURITY.** It's resistant to damage from termites, rot and fire.\*



## What are the sizes?

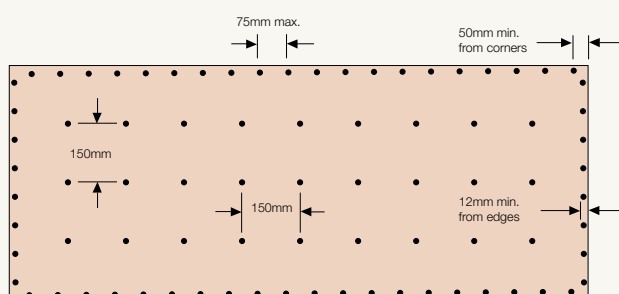
Product code	Length (mm)	Width (mm)	Thickness (mm)	Mass (kg/m²)
400459	1,200	900	5	8.4

Selling units per pack: 30 sheets

## What are the accessories?

Accessory	Code	Page
HardieBlade™ Saw Blade 185mm	300660	51
HardieBlade™ Saw Blade 254mm	303375	51
James Hardie™ Fibreshears	300653	53
James Hardie™ Joint Sealant* 300ml cartridge	305534	54
James Hardie™ Joint Sealant* 600ml sausage	305672	54
James Hardie™ Score and Snap Knife	305576	55

Vinyl and cork underlay fastener sheet layout



**Note** All dimensions and masses provided are approximate only and subject to manufacturing tolerances. Masses are based on equilibrium moisture content of product.  
\* When installed and maintained correctly and to the extent set out in James Hardie's published literature current at the time of installation. ^ Not to be used in fire applications.

# HardieBrace™ sheet



## What is it?

A 5mm thick, durable bracing sheet.

## Where do you use it?

Externally, under wall cladding on residential and medium-density homes on either timber or light gauge steel frames to provide structural\* bracing against lateral forces (such as wind) or racking shear (from movement such as earthquakes).

## What are the key benefits?

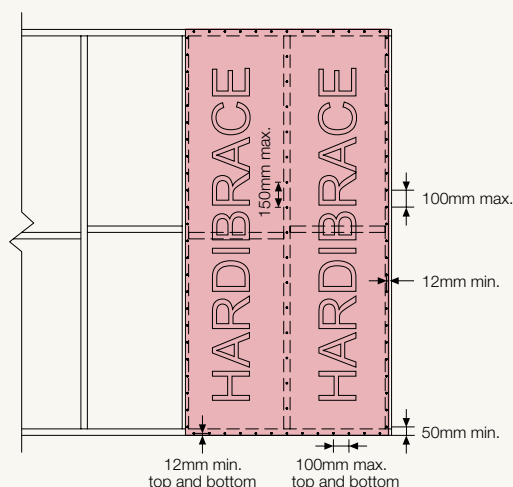
**FAST INSTALLATION.** The large sheets come with a pre-marked nailing pattern, which reduces the time the installer has to spend working out where to nail. To add to this, it can be gun nailed, which speeds up installation time.

**VERSATILITY.** It's the only primary-use bracing material that is suitable for bracing applications and nailing patterns as outlined in AS 1684 and the Building Code of Australia.

**SECURITY.** Made from James Hardie fibre cement, it's resistant to damage from moisture, so if rain holds you up during construction the product won't warp and twist,\*\* and need replacing, like some timber bracing products. HardieBrace sheet is resistant to damage from termites, rot and fire†.



Type A nailing detail



## What are the sizes?

Product code	Length (mm)	Width (mm)	Thickness (mm)	Mass (kg/m <sup>2</sup> )
400159	2,440	925	5	7.79
400157	2,440	1,225	5	7.79
400158	2,725	925	5	7.79
400156	2,725	1,225	5	7.79

Selling units per pack: 30 sheets

## What are the accessories?

Accessory	Code	Page
HardieBlade™ Saw Blade 185mm	300660	51
HardieBlade™ Saw Blade 254mm	303375	51
HardieDrive™ Screws 32mm long	305532	51
HardieDrive™ Screws 40mm long	305533	51
James Hardie™ Fibreshears	300653	53
James Hardie™ Score and Snap Knife	305576	55

**Note** All dimensions and masses provided are approximate only and subject to manufacturing tolerances. Masses are based on equilibrium moisture content of product.

\* Exposure to the elements should not be longer than three months. \*\* When installed in accordance with James Hardie's *Structural Bracing Application Guide*.

† When installed and maintained correctly and to the extent set out in James Hardie's published literature current at the time of installation.



# HardieFence™ EasyLock® system (WA only)



## What is it?

A site-painted, postless system, incorporating 7mm thick interlocking HardieFence sheets with a metal top cap; suited for sandy soil on either sloping or flat sites.

## Where do you use it?

On sloping or level residential sites, in Western Australia, where a durable, freestanding fence is required.

## What are the key benefits?

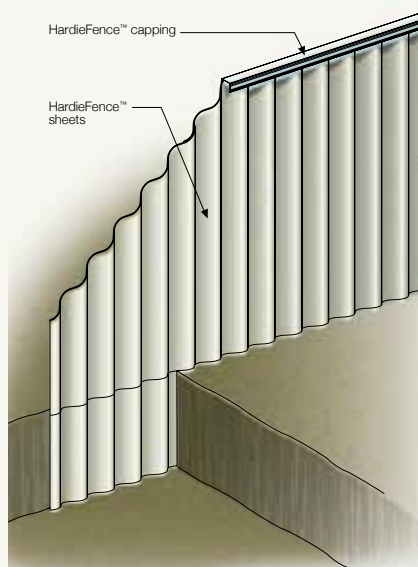
**DESIGN FLEXIBILITY.** HardieFence sheet has an overlap on one edge, and an underlap (or smaller corrugation) on the other edge to enable seamless interlocking. This gives a consistent look on either side of the fence, and keeps neighbours happy. To add to this, it's postless, and there are no protruding bolts, sharp edges or nails. It can also be site-painted in a full range of exterior paint colours.

**FAST INSTALLATION.** There is no need to dig post holes and wait for concrete footings to cure, making installation fast.

**SECURITY.** HardieFence EasyLock system is designed to be buried into sandy soils, eliminating gaps below the fence on both level and sloping sites. This provides a barrier to weeds growing under the fence and is a great benefit when trying to keep even the most enthusiastic dog from getting out. HardieFence EasyLock system is resistant to damage from termites, rot and fire.\*



HardieFence™ EasyLock® system cutaway



## What are the sizes?

Product code	Length (mm)	Width (mm)	Thickness (mm)	Mass (kg/m <sup>2</sup> )
400150	1,800	1,105	7	13.7
400149	2,400	1,105	7	13.7

Selling units per pack: 60 or 30 sheets

## What are the accessories?

Accessory	Code	Page
HardieBlade™ Saw Blade 185mm	300660	51
HardieBlade™ Saw Blade 254mm	303375	51
HardieFence™ Capping 1,875mm	305561	51
HardieFence™ Capping 3,750mm	305562	51
HardieFence™ Clips	305563	51
James Hardie™ Fibreshears	300653	53

**Note** All dimensions and masses provided are approximate only and subject to manufacturing tolerances. Masses are based on equilibrium moisture content of product.  
\* When installed and maintained correctly and to the extent set out in James Hardie's published literature current at the time of installation.

# Artista® column



## What is it?

A hollow column, with a smooth surface, that's available in a classic or tapered profile, and that can be coupled with various capitals and bases, and be site-painted or rendered to create a wide range of looks from classical to contemporary.

## Where do you use it?

As an external or internal decorative or structural\* feature around entrance ways, patios, pools and entertainment areas.

## What are the key benefits?

**DESIGN FLEXIBILITY.** The column and accessories come in a range of sizes and profiles for maximum design flexibility, and can be site-painted or rendered to create a variety of looks. To add to this, its hollow structure may be used to conceal unsightly services and structural posts.

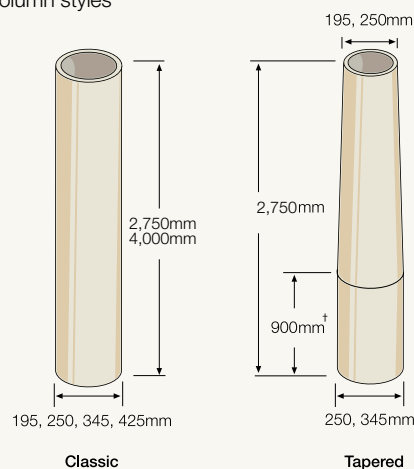
**FAST INSTALLATION.** The column fixing bracket accessory makes retrofitting columns onto verandas easy. The process involves fixing the brackets to the floor and roof beam, jacking the roof up by 30mm, inserting the column and lowering the roof back onto the column.

**VERSATILITY.** They can be used in both load-bearing and non-load-bearing applications.\* To add to this, some profiles can be joined end to end for extra height using the joining sleeve accessory.

**SECURITY.** Artista columns are resistant to damage from termites, rot and fire.\*



Artista® column styles



## What are the sizes?

Product code	Nominal overall diameter (mm)	Nominal internal diameter (mm)	Stock length (m)	Mass (kg/lm)	Mass (kg)
<b>Artista® classic column</b>					
402874	195	176	2.75	9.3	25.6
402873	195	176	4.0	9.3	37.2
402876	250	233	2.75	11.7	32.2
402875	250	233	4.0	11.7	46.8
400552	345	304	2.75	32.1	88.3
400550	345	304	4.0	32.1	128.4
400593	425	380	2.75	44	121
400591	425	380	4.0	44	176
<b>Artista® tapered column</b>					
402882	250	195	176	2.75	82
402912	345	250	233	2.75	155

**Selling units:** Nominal overall diameter 195mm 10 per pack or each, Nominal overall diameter 250mm 8 per pack or each, Nominal overall diameter 345mm 6 per pack or each, Nominal overall diameter 425mm 5 per pack or each

## What are the accessories?

Accessory	Code	Page
Artista® Bracket to fit 195 Classic & 250 Tapered	305577	50
Artista® Bracket to fit 250 Classic & 345 Tapered	305578	50
Bell base/capital to suit 195mm column	402867	50
Bell base/capital to suit 250mm column	402871	50
Cove base/capital to suit 195mm column	402868	50
Cove base/capital to suit 250mm column	402872	50
Flush Jointing Sleeve to suit 345mm column	400568	51
Flush Jointing Sleeve to suit 425mm column	400609	51
Ornate base/capital to suit 195mm column	402866	56
Ornate base/capital to suit 250mm column	402851	56
Ornate base/capital to suit 345mm column	400570	56
Ornate base/capital to suit 425mm column	400611	56
Pencil Round base/capital to suit 195mm column	402865	56
Pencil Round base/capital to suit 250mm column	402870	56
Pencil Round base/capital to suit 345mm column	400572	56
Pencil Round base/capital to suit 425mm column	400613	56
Quad base/capital to suit 195mm column	402850	57
Quad base/capital to suit 250mm column	402852	57
Rebate base/capital to suit 345mm column	400569	57
Rebate base/capital to suit 425mm column	400610	57
Twin base/capital to suit 195mm column	402860	57
Twin base/capital to suit 250mm column	402869	57

**Note** All dimensions and masses provided are approximate only and subject to manufacturing tolerances. Masses are based on equilibrium moisture content of product.

\* When installed and maintained correctly and to the extent set out in James Hardie's published literature current at the time of installation. † Tapering in column begins 900mm from bottom.

# HardieScreen™ lattice



## What is it?

A decorative screen with either a square or diamond lattice pattern; it is site-painted.

## Where do you use it?

On external structures like gazebos, verandas, fences and gable ends, or internal spaces, to create privacy, ventilation, shade, visual divides and design interest.

## What are the key benefits?

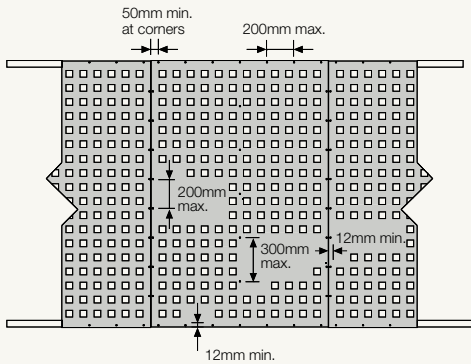
**DESIGN FLEXIBILITY.** A range of looks can be achieved with either the square or the diamond lattice pattern, and it can be site-painted in a full range of exterior paint colours.

**DURABILITY.** Made from James Hardie fibre cement, HardieScreen lattice is extremely durable compared to timber.\* To add to this, there are no fasteners, which can rust and come apart over time in many timber products, to hold the pattern in place.

**SECURITY.** HardieScreen lattice is resistant to damage from termites, rot and fire\*.



HardieScreen™ lattice fastener layout



HardieScreen™ lattice profile showing square pattern.



HardieScreen™ lattice profile showing diamond pattern.



## What are the sizes?

Product code	Profile	Length (mm)	Width (mm)	Thickness (mm)	Mass (kg/m <sup>2</sup> )
400258	Square	2,400	1,200	6	7.7
400254	Diamond	2,400	1,200	6	7.7

Selling units per pack: 30 sheets or each

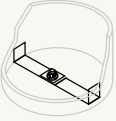
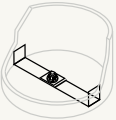
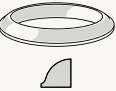

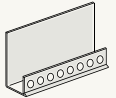
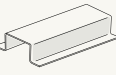


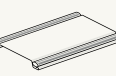
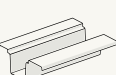
## What are the accessories?

Accessory	Code	Page
HardieBlade™ Saw Blade 185mm	300660	51
HardieBlade™ Saw Blade 254mm	303375	51
James Hardie™ Fibreshears	300653	53
James Hardie™ Score and Snap Knife	305576	55

**Note** All dimensions and masses provided are approximate only and subject to manufacturing tolerances. Masses are based on equilibrium moisture content of product.  
\* When installed and maintained correctly and to the extent set out in James Hardie's published literature current at the time of installation.



# Accessories

Product	Product code	Selling unit	Illustration
<b>Artista® Bracket</b> To fit 195 Classic & 250 Tapered columns. For information on how to fix columns of other diameters please contact James Hardie.	305577	20 per box	
<b>Artista® Bracket</b> To fit 250 Classic & 345 Tapered columns. For information on how to fix columns of other diameters please contact James Hardie.	305578	20 per box	
<b>Bell Base/Capital</b> To suit 195mm column diameter. Outside diameter: 265mm Height: 35mm	402867	1 each	
<b>Bell Base/Capital</b> To suit 250mm column diameter. Outside diameter: 336mm Height: 43mm	402871	1 each	
<b>ComTex® PVC Starter Strip</b> A perforated PVC extrusion used with ComTex® facade panel and fixing system, to provide a straight edge to finish the texture coating. Length: 3,600mm	305553	25 per pack	
<b>ComTex® Top Hat</b> A metal top hat for use with ComTex® facade panel and fixing system, behind control joints. 75mm wide x 35mm deep x 1.15mm gauge thick. Length: 6,000mm	304573	50 per pack or 1 each	
<b>Cove Base/Capital</b> To suit 195mm column diameter. Outside diameter: 261mm Height: 54mm	402868	1 each	
<b>Cove Base/Capital</b> To suit 250mm column diameter. Outside diameter: 350mm Height: 70mm	402872	1 each	
<b>ExoTec® Gasket Snap Strip</b> For use with the ExoTec® facade panel and fixing system, this gasket snap strip is specially designed to clip into the ExoTec® Top Hat at vertical facade panel joins to cover fixings to the structure and to provide an initial weather seal and drainage using a neoprene gasket. Length: 3,620mm	305556	10 per pack	
<b>ExoTec® Top Hat</b> A rolled metal section, for use with ExoTec® facade panel and fixing system, designed to span across the building structure to support facade panels and isolate differential movement of the panels from those of the structure. 124mm wide x 35mm deep x 1.15mm gauge thick.	<b>304572</b> Length: 6,000mm	45 per pack or 1 each	
	<b>304571</b> Length: 7,200mm		

Product	Product code	Selling unit	Illustration
<b>Flush Jointing Sleeve</b> To suit 345mm column diameter. Outside diameter: 311mm Height: 80mm	400568	1 each	
<b>Flush Jointing Sleeve</b> To suit 425mm column diameter. Outside diameter: 389mm Height: 80mm	400609	1 each	
<b>HardieBlade™ Saw Blade</b> A poly-diamond blade for fast and clean cutting of James Hardie fibre cement.	300660 Diameter: 185mm	1 each	
	303375 Diameter: 254mm		
<b>HardieDrive™ Screws 32mm Long</b> A class 3 finish self-tapping wing-tipped screw for fastening to 0.8mm to 1.6mm BMT steel frames.	305532	500 per box	
<b>HardieDrive™ Screws 40mm Long</b> A class 3 finish self-tapping wing-tipped screw for fastening to 0.8mm to 1.6mm BMT steel frames.	305533	500 per box	
<b>HardieFence™ Capping</b> Used with the HardieFence™ EasyLock® system as capping for the HardieFence™ sheet.	305561 Length: 1,875mm	8 per pack	
	305562 Length: 3,750mm		
<b>HardieFence™ Clips</b> Metal clips used with the HardieFence™ EasyLock® system for securing lapped sheets together.	305563	500 per pack	
<b>HardiePlank™ Aluminium External Corner Soaker</b> A ready to paint aluminium corner soaker, to be used with HardiePlank™ weatherboard, at external corner junctions to conceal the board edge.	305514 For: 230mm boards	100 per box	
	305515 For: 300mm boards		
<b>HardiePlank™ Aluminium Internal Corner Soaker</b> A ready to paint aluminium corner soaker, to be used with HardiePlank™ weatherboard, at internal corner junctions to conceal the board edge.	305516 For: 230mm boards	100 per box	
	305517 For: 300mm boards		
<b>HardiePlank™ Galvanised Soaker Jointer</b> A galvanised metal jointer used to join HardiePlank™ weatherboards. It's a concealed alternative to PVC jointers. Note: Not suitable for coastal applications, see installation manual for further information.	305523 For: 205mm boards	60 per box	
	305522 For: 230mm boards		
	305527 For: 300mm boards		

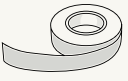
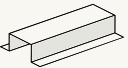



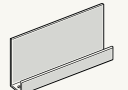

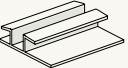
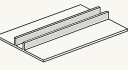
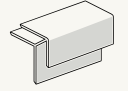
# Accessories

Product	Product code	Selling unit	Illustration
<b>HardiePlank™ Galvanised Stud Clip</b> A galvanised metal stud clip to be used with HardiePlank™ weatherboard to automatically set a 25mm lap. Note: Not suitable for coastal applications, see installation manual for further information.	305524	100 per box	
<b>HardiePlank™ Smooth PVC Jointer</b> A smooth PVC extrusion used to join HardiePlank™ weatherboards.	305548 For: 230mm boards	100 per box	
	305549 For: 300mm boards		
<b>HardiePlank™ Woodgrain PVC Jointer</b> A woodgrain textured PVC extrusion used to join HardiePlank™ weatherboards.	305550 For: 230mm boards	100 per box	
	305551 For: 300mm boards		
<b>HardiePlank™ Zincalume Footmould</b> A zincalume starter strip to be used with HardiePlank™ weatherboard to kick out the bottom row to the correct angle. Length: 3,000mm	305528	10 per pack	
<b>HardieTex™ 7.5mm PVC Z Flashing</b> A PVC extrusion for use with HardieTex™ system to provide an alternative detail option at horizontal control joints. Length: 3,000mm	305569	25 per pack	
<b>HydrEpoxy® 501 (two-part epoxy, 2 litre set)</b> A two-part epoxy to join HardiePanel™ compressed sheets. Note: Suitable for internal applications only – James Hardie does not recommend for external use.	305529	1 set includes both Part A and Part B tubs	
<b>James Hardie™ 14mm Aluminium External Trim Corner</b> A ready to paint aluminium extrusion to be used to create external boxed corners. Length: 3,000mm	305519	5 per pack	
<b>James Hardie™ 16mm Aluminium External Trim Corner</b> A ready to paint aluminium extrusion to be used to create external boxed corners. Length: 3,000mm	305630	5 per pack	
<b>James Hardie™ 9mm Aluminium External Corner</b> A ready to paint aluminium extrusion, to be used at external corner junctions to conceal the board edge. Length: 3,000mm	305521	5 per pack	
<b>James Hardie™ 9mm Aluminium Horizontal h Flashing</b> A ready to paint aluminium horizontal flashing to be used for horizontal control joints. Length: 3,000mm	305613	5 per pack	
<b>James Hardie™ 9mm Aluminium Horizontal h Jointer</b> A ready to paint aluminium jointer, used to join the James Hardie™ 9mm Aluminium Horizontal h Flashing.	305614	10 per pack	



Product	Product code	Selling unit	Illustration
<b>James Hardie™ 9mm Aluminium Internal Corner</b> A ready to paint aluminium extrusion, to be used at internal corner junctions to conceal the board edge. Length: 3,000mm	305520	5 per pack	
<b>James Hardie™ 14mm Aluminum Internal Corner</b> A ready to paint aluminium extrusion to be used with Scyon™ Stria™ cladding to create internal corners. Length: 3,000mm	305518	5 per pack	
<b>James Hardie™ 16mm Aluminium Internal Corner Mould</b> A ready to paint aluminium extrusion to be used with Scyon™ Stria™ cladding and Linea™ weatherboard to create internal corners. Length: 3,600mm	305511	5 per pack	
<b>James Hardie™ Aluminium Snap On Corner</b> A ready to paint aluminium extrusion set, to be used at internal and external corner junctions to conceal the board edge. Length: 3,000mm (2 pieces per set).	305513	5 sets per pack	
<b>James Hardie™ Backing Strip</b> A weather seal at horizontal panel joints for use with ExoTec® facade panel and fixing system and Scyon™ Matrix™ cladding.	<b>305557</b> Length: 1,190mm	10 per pack or each	
	<b>305558</b> Length: 2,390mm		
	<b>305559</b> Length: 2,990mm		
<b>James Hardie™ Base Coat 15kg Bag</b> A water-resistant base coat compound used in conjunction with James Hardie™ Top Coat to create a seamless flush joint for Villaboard® lining.	304491	1 each	
<b>James Hardie™ Base Coat 4kg Tub</b> A water-resistant base coat compound used in conjunction with James Hardie™ Top Coat to create a seamless flush joint for Villaboard® lining.	305535	4 per box	
<b>James Hardie™ 75x75mm Colorbond® Corner Flashing</b> A Colorbond® corner flashing for use behind cladding at internal and external corners. Length: 3,000mm	305564	5 per pack	
<b>James Hardie™ Facade Washers</b> Facade washers used for exposed fastener fixing with ExoTec® facade panel and fixing system and Scyon™ Matrix™ cladding.	305565	1,000 per bag	
<b>James Hardie™ Fibreshears</b> Electric tool for cutting fibre cement sheets.	300653	1 each	

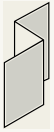
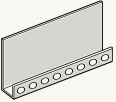
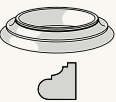


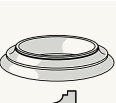





# Accessories

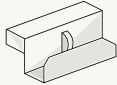
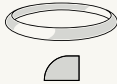
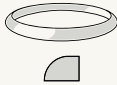





Product	Product code	Selling unit	Illustration
<b>James Hardie™ 50mm wide Foam Back Sealing Tape</b> A self-adhesive foam tape to help improve water tightness. It is applied under sheet joints to the vapour permeable membrane along the stud face. Roll: 25 metres long x 50mm x 1.6mm thick	304560	1 each 25 metres long roll	
<b>James Hardie™ Intermediate Top Hat</b> A metal top hat for use with ExoTec® and ComTex® facade panel and fixing system, for intermediate sheet support. 50mm wide x 35mm deep x 1.15mm gauge thick	302701 Length: 6,00mm	50 per pack or 1 each	
	302700 Length: 7,200mm		
<b>James Hardie™ Joint Sealant^</b> A general purpose, paintable, exterior grade polyurethane joint sealant. Note: Not recommended for fire applications. 300ml cartridge	305534	20 per box	
<b>James Hardie™ Joint Sealant^</b> A general purpose, paintable, exterior grade polyurethane joint sealant. Note: Not recommended for fire applications. 600ml sausage	305672	20 per box	
<b>James Hardie™ PVC Cap Mould</b> A PVC extrusion used to finish sheet edges.	305542 Length: 3,000mm x 4.5mm	25 per pack	
	305543 Length: 3,000mm x 6.0mm		
<b>James Hardie™ 18mm PVC Cavity Vent Strip</b> A perforated PVC extrusion used at the bottom of walls behind Scyon™ Matrix™ cladding.	305555	25 per pack	
<b>James Hardie™ 45x45mm PVC Corner Angle Mould</b> A PVC extrusion used to finish internal and external corners. Length: 3,000mm	305554	25 per pack	
<b>James Hardie™ PVC Eave and Soffit Jointer for use with 4.5mm thick sheets</b> A PVC extrusion used to join 4.5mm thick Versilux® or HardieFlex™ sheets in eave and soffit applications, to give an expressed joint look. Note: Not suitable for external wall cladding applications. Length: 3,000mm	305506	25 per pack	
<b>James Hardie™ PVC Eave and Soffit Jointer for use with 6mm thick sheets</b> A black PVC extrusion used to join 6mm thick Versilux® or HardieFlex™ sheets in eave and soffit applications, to give an expressed joint look. Note: Not suitable for external wall cladding applications. Length: 3,000mm	305432	25 per pack	
<b>James Hardie™ PVC External Corner Angle for 6mm thick sheets</b> A PVC extrusion, to be used with 6mm thick sheets at external corner junctions to conceal the sheet edge. Length: 3,000mm	305544	25 per pack	

Product	Product code	Selling unit	Illustration
<b>James Hardie™ PVC Flashing Mould for 6mm thick sheets</b> A PVC extrusion for multicourse fixing of 6mm thick sheets. Length: 3,000mm	305552	25 per pack	
<b>James Hardie™ PVC Internal Corner Angle for 6mm thick sheets</b> A PVC extrusion, to be used with 6mm thick sheets at internal corner junctions to conceal the sheet edge. Length: 3,000mm	305545	25 per pack	
<b>James Hardie™ 7.5mm PVC Starter Strip</b> A perforated PVC extrusion, used with HardieTex™ base sheet to provide a straight edge to finish the texture coating or used with PrimeLine® Newport or Summit weatherboard to kick out the bottom row to the correct angle. Length: 3,000mm	305568	25 per pack	
<b>James Hardie™ PVC Straight Jointer</b> A PVC extrusion used to join sheets.	<b>305538</b> Length: 2,400mm x 4.5mm	25 per pack	
	<b>305541</b> Length: 3,000mm x 4.5mm		
	<b>305546</b> Length: 3,000mm x 6.0mm		
<b>James Hardie™ Score &amp; Snap Knife</b> A tungsten tipped knife for scoring fibre cement sheets.	305576	20 per box	
<b>James Hardie™ Top Coat 3kg Tub</b> A water-resistant top coat compound used in conjunction with James Hardie™ Base Coat to create a seamless flush joint for Villaboard® lining.	305536	4 per box	
<b>James Hardie™ Top Coat 15kg Tub</b> A water-resistant top coat compound used in conjunction with James Hardie™ Base Coat to create a seamless flush joint for Villaboard® lining.	304493	1 each	
<b>Linea™ Aluminium Corner Soaker</b> A ready to paint aluminium external corner soaker for use with Scyon™ Linea™ weatherboards.	<b>305572</b> For: 180mm boards	100 per box	
	<b>305574</b> For: 150mm boards		
<b>Linea™ Aluminium External Slimline Boxed Corner</b> A ready to paint aluminium extrusion to be used with Scyon™ Linea™ weatherboard to create external boxed corners. Length: 3,600mm	305512	5 per pack	
<b>Linea™ Aluminium Universal Window Adaptor</b> A ready to paint aluminium extrusion to be used adjacent to windows to finish the edge of Scyon™ Linea™ weatherboard. Length: 3,700mm	305510	5 per pack	



# Accessories

Product	Product code	Selling unit	Illustration
<b>Linea™ PVC Box Corner Z Flashing</b> A PVC Z flashing for use with Scyon™ Linea™ weatherboard in conjunction with Scyon™ Axent™ trim to form external corners. Length: 2,700mm	305570	25 per pack	
<b>Linea™ PVC Starter Strip</b> A perforated PVC starter strip used to set out the bottom edge of Scyon™ Linea™ weatherboards at the correct angle. Length: 3,000mm	305571	25 per pack	
<b>Ornate Base/Capital</b> To suit 195mm column diameter. Outside diameter: 359mm Height: 95mm	402866	1 each	
<b>Ornate Base/Capital</b> To suit 250mm column diameter. Outside diameter: 431mm Height: 95mm	402851	1 each	
<b>Ornate Base/Capital</b> To suit 345mm column diameter. Outside diameter: 521mm Height: 95mm	400570	1 each	
<b>Ornate Base/Capital</b> To suit 425mm column diameter. Outside diameter: 602mm Height: 95mm	400611	1 each	
<b>Pencil Round Base/Capital</b> To suit 195mm column diameter. Outside diameter: 259mm Height: 60mm	402865	1 each	
<b>Pencil Round Base/Capital</b> To suit 250mm column diameter. Outside diameter: 314mm Height: 60mm	402870	1 each	
<b>Pencil Round Base/Capital</b> To suit 345mm column diameter. Outside diameter: 407mm Height: 60mm	400572	1 each	
<b>Pencil Round Base/Capital</b> To suit 425mm column diameter. Outside diameter: 487mm Height: 60mm	400613	1 each	
<b>PineRidge® &amp; PanelClad® TextureLine PVC Straight Jointer</b> Length: 2,700mm	305780	25 per pack	

Product	Product code	Selling unit	Illustration
<b>PrimeLine® Galvanised Universal Off Stud Joint Clip</b> A galvanised metal clip to be used for off stud jointing of PrimeLine® Heritage and PrimeLine® Chamfer weatherboards. Note: Not suitable for coastal applications, see installation manual for further information.	305525	100 per box	
<b>Quad Base/Capital</b> To suit 195mm column diameter. Outside diameter: 259mm Height: 30mm	402850	1 each	
<b>Quad Base/Capital</b> To suit 250mm column diameter. Outside diameter: 314mm Height: 30mm	402852	1 each	
<b>Rebate Base/Capital</b> To suit 345mm column diameter. Outside diameter: 336mm Height: 140mm	400569	1 each	
<b>Rebate Base/Capital</b> To suit 425mm column diameter. Outside diameter: 416mm Height: 140mm	400610	1 each	
<b>Stria™ Vertical Flashing Stop</b> For use with Scyon™ Stria™ cladding behind boards at vertical joints. Length: 3,000mm	305547	5 per pack	
<b>Twin Base/Capital</b> To suit 195mm column diameter. Outside diameter: 259mm Height: 55mm	402860	1 each	
<b>Twin Base/Capital</b> To suit 250mm column diameter. Outside diameter: 314mm Height: 55mm	402869	1 each	

# Best practice

## Working safely with fibre cement products

### **To work safely, you need to understand potential hazards and know how to minimise the associated risks.**

At James Hardie we believe that safety should be of paramount importance to everyone. We are committed to the safe use of our products.

We have a straightforward approach to job site safety through the use of best practices with James Hardie® products.

It's good to remember that 'Best Practice' is much more than simply a 'strong suggestion'. It is a work ethic that if followed has tangible benefits that will positively influence your quality of work and wellbeing, leading to greater efficiency, and importantly, improved work site safety.



### **Best Practice is a three stage approach**

1. Silica Awareness
2. Best Practice
3. Tools

Silica can be an occupational hazard for the whole industry but can be managed by adopting best practices, which includes appropriate tooling.



# 1. Silica awareness

## What is silica?

Commonly known as sand or quartz, silica is the second most common mineral on earth and is found in many common building products.

Silica is commonly found in building products like concrete, bricks, grout, wallboard, ceramic tiles, glass, dirt and all fibre cement material such as James Hardie® manufactured building products. It would almost be impossible for people not to come into contact with silica every day.

## The hazard

### The capability to cause harm

Silica when it's intact is harmless. However when it is cut, drilled or otherwise abraded silica is released as fine particles that can be inhaled deep into the lungs.

Breathing excessive amounts of respirable silica can cause a potentially fatal lung disease called silicosis, and has been linked with other diseases. Some international authorities consider respirable silica to be a cause of cancer. Some studies suggest smoking may increase these risks.

## The risk

### The likelihood of the hazard causing harm

James Hardie best practice recommendations are designed to minimise the risk of harm from silica exposure. James Hardie® products meet or exceed all applicable government safety standards when used in accordance with best practice including recommended tooling guidelines.



## Risk Factors

- Exposure concentration
- Duration and frequency of exposure
- External health factors

Silica is the second most common mineral on earth and is found in many common building products.

## 2. Best practice

James Hardie believes that safety is of paramount importance to everyone and is committed to safe use of our products and safety of your work site.

Best practice information on all James Hardie® products can be found in our installation instructions and technical specifications or at [www.jameshardie.com.au](http://www.jameshardie.com.au). If there is additional concern about silica exposure levels, you should always consult a qualified industrial hygienist. A directory can be found at [www.aioh.org.au](http://www.aioh.org.au).

### Sanding, rebating, drilling, cutting or other machining

James Hardie® encourages you to always minimise dust exposures. Therefore, when sanding, rebating, cutting, drilling or carrying out other machining of fibre cement products, as well as following our recommended cutting instructions, you should always wear a P1 or P2 respirator and warn others in the immediate area.


### Cutting indoors

Cut using only score and snap, hand guillotine or fibreshears (manual, electric or pneumatic).

### Cutting outdoors

Position cutting station so that wind will blow dust away from user or others working in the area. Use one of the following methods based on the required cutting rate:

- BEST**
- Score and snap
  - Hand guillotine
  - Fibreshear.
- GOOD**
- Dust-reducing circular saw equipped with HardieBlade™ Saw Blade connected to a vacuum with HEPA filter.



**CORRECT**

Dust blown away from user breathing zone



**WRONG**

Dust blown into user breathing zone

### Handling and storage of James Hardie® products

James Hardie® products are robust and durable once installed. It is important to keep the product dry in storage and during installation.

If product becomes saturated prior to installation the following can occur.

- **SHRINKAGE** at joints
- **STAINING** a deposit of soluble salts, usually white in colour
- **DIFFICULTY** in handling due to the increased weight and added flexibility once saturated

James Hardie is not responsible for damage due to improper storage and handling.

### Storage

Products should be:

- **STORED** in their original packaging in a covered area when possible
- **COVERED** on a pallet and must not be stored directly on the ground (figure 1)
- **PROTECTED** with a waterproof covering, if storage outside is unavoidable (figure 2)
- **STORED** flat and above ground (figure 1).

### Handling

A few simple techniques make handling of James Hardie materials a breeze.

#### FOR PLANKED PRODUCTS


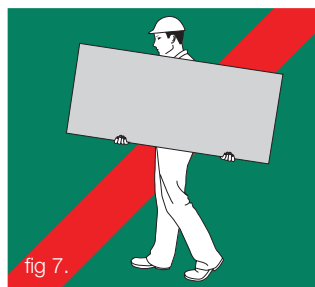
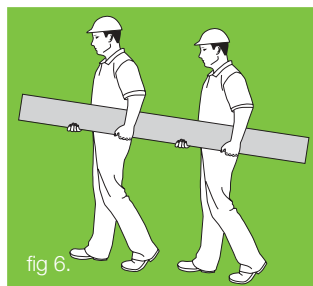
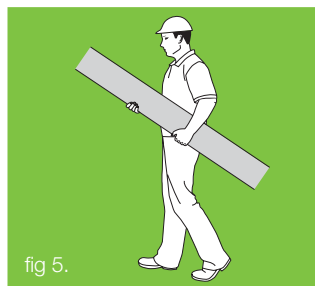
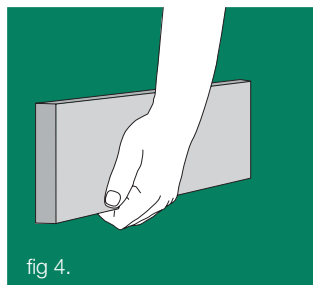
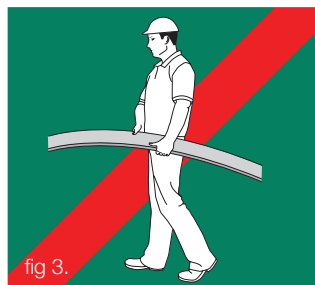
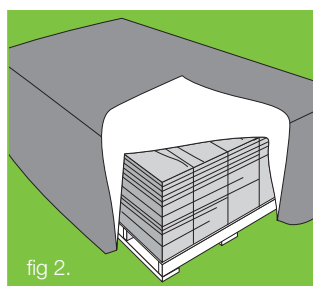
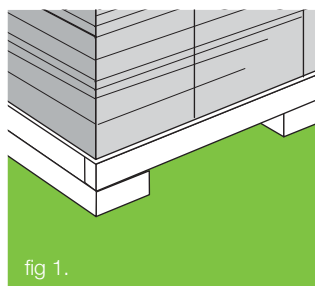
- Do not lift planked products flat and in the middle (figure 3)
- Carry the products on edge (figure 4)
- If only one person is carrying the product, hold it in the middle and spread arms apart to better support the product (figure 5)
- If two people are carrying the plank, hold it near each end and on edge (figure 6).

#### FOR PANEL PRODUCTS

- Carry with two people (figure 8)
- Do not hold near each end and on edge
- Exercise care when handling panel products to avoid damaging the corner.

James Hardie is committed to safe use of its products and safety of your work site.

**Note** Cutting recommendations vary from product to product. Refer to our installation guides or technical specifications for product-specific best practice recommendations.



### Important Notes

- For maximum protection (lowest respirable dust exposure), James Hardie recommends always using “Best” level cutting methods where feasible
- NEVER use a power saw indoors
- NEVER use a circular saw blade that does not carry the HardieBlade™ logo
- NEVER dry sweep — use wet suppression or HEPA vacuum
- NEVER use grinders without appropriate respiratory protection (e.g. minimum P1 or P2 respirator)
- ALWAYS follow tool manufacturer’s safety recommendations
- P1 and P2 respirators can be used in conjunction with cutting practices to further reduce dust exposure.

# 3. Tools



**James Hardie® has been actively working with tool and blade manufacturers to develop tools specifically to minimise dust exposure.**



## HardieBlade™ Saw Blade

- The only blade recommended by James Hardie.
- NEVER USE A CARBIDE FRAMING BLADE OR CONTINUOUS RIM DIAMOND BLADE.
- HardieBlade Saw Blade generates larger dust particles and reduces the risk of respirable silica.
- The 185mm diamond tip HardieBlade Saw Blade fits a dust reducing 185mm circular saw and the Makita LS0714 190mm dual slide compound mitre saw. Always use circular saws outdoors and in a well ventilated area.



## Makita 5057KB 185mm circular saw

- Easily attaches to tool start vacuum with HEPA filter to further reduce dust exposure
- Remote guard lever allows for plunge cutting
- Fully enclosed upper guard
- Rigid aluminium base provides greater stability and accuracy
- 60mm cutting depth capacity
- 90° to 45° base adjustment
- Easy emptying dust collector.



## Hitachi C7YA 185mm circular saw

- Easily attaches to tool start vacuum with HEPA filter to further reduce dust exposure
- Dust reducing operation for user comfort and safety
- Powerful industrial 1,400 watt motor
- Lightweight and well balanced
- Specifically built for cutting fibre cement sheet
- Dust deflector directs dust away from operator.



## Makita LSO714 190mm dual slide compound mitre saw

- Easily attaches to tool start vacuum with HEPA filter to further reduce dust exposure
- Double slide action
- Huge 300mm width of cut
- Geared drive system
- Depth stop adjustments for trenching
- Removable lock off button for safety and security
- Large stable base.





### Hitachi RP307Y tool start vacuum with HEPA filter\*

- Wet and dry operation
- Durable stainless steel casing
- Heavy-duty 1,200 watt motor
- Automatic switch outlet for ease of use.



### Makita 446L tool start vacuum with HEPA filter\*

- Unique impulse filter cleaning system allows filter to be cleaned efficiently without stopping, increasing productivity and filter life
- Capable of both wet and dry applications
- Easily converts from dust extraction to a powerful industrial vacuum cleaner
- Automatic on/off system allows the unit to be switched on and off automatically from your connected power tool
- Solid, robust and compact design suited for job site requirements.



### Fibreshear cutting tool

- Heavy-duty cutting tool is a quick and efficient way to cut a range of James Hardie® building products
- Effortlessly cuts in straight or curved lines
- For effective cutting of fibre cement up to 9mm thickness.



### Hitachi easy bevel 797006/8912 125mm angle grinder

- An efficient tool for rebating the cut edges of Villaboard® lining and HardieTex™ sheets
- Dust is collected via the dust port and must connect to a vacuum with HEPA filter
- Wear P1 or P2 respirator or appropriate respirator when using Easybevel.



### Guillotine

- For effective cutting of fibre cement up to 9mm thickness.



### Score and snap knife

- A tungsten-tipped knife for scoring cement sheets.

#### WARNING – do not breathe dust and cut only in well ventilated area

James Hardie products contain sand, a source of respirable crystalline silica which is considered by some international authorities to be a cause of cancer from some occupational sources. Breathing excessive amounts of respirable silica dust can also cause a disabling and potentially fatal lung disease called silicosis, and has been linked with other diseases. Some studies suggest smoking may increase these risks. During installation or handling: (1) work in outdoor areas with ample ventilation; (2) minimise dust when cutting by using either 'score and snap' knife, fibre cement shears or, where not feasible, use a HardieBlade™ saw blade and dust reducing circular saw attached to a HEPA vacuum; (3) warn others in the immediate area to avoid breathing dust; (4) wear a properly fitted, approved dust mask or respirator (e.g. P1 or P2) in accordance with applicable government regulations and manufacturer instructions to further limit respirable silica exposures. During clean-up, use HEPA vacuums or wet cleanup methods – never dry sweep. For further information, refer to our installation instructions and Material Safety Data Sheets available at [www.jameshardie.com.au](http://www.jameshardie.com.au). FAILURE TO ADHERE TO OUR WARNINGS, MATERIAL SAFETY DATA SHEETS, AND INSTALLATION INSTRUCTIONS MAY LEAD TO SERIOUS PERSONAL INJURY OR DEATH.

\*James Hardie® recommends the use of a tool start vacuum fitted with a paper dust bag and HEPA filter for efficient dust collection and performance.

Welcome to the future of smart building. Unleash the power of ACCEL™. Enjoy access to industry-leading technical experts, suite of exclusive online tools, technical data and much more.



**ACCELdesign** is an exclusive new premium service product from James Hardie that delivers smart design, specification and building tools created to help you design, detail and document easily and efficiently. With it, you'll tap into a whole world of up-to-date information, comprehensive product data, priority support and smart design solutions.

With ACCEL™ design you can:

- Quickly bring your ideas to life and create realistic 3D designs with intelligent ArchiCAD® and Revit® content
- Easily calculate sustainability, fire and acoustic ratings using the Green Star Rating tool and product calculators
- Instantly gain priority access to exclusive design guidance and support from James Hardie's industry-leading experts.



**ACCELbuild** is an exclusive premium service product from James Hardie that delivers smart design, specification and building tools, created to help you deliver projects smoothly and on-time. With it, you'll tap into a world of up-to-date information, comprehensive product data, priority support and smart building solutions.

With ACCEL™ build you can:

- Easily determine accurate cost and quantity estimates with automated product estimating tools
- Quickly find extensive construction details and non-standard James Hardie product designs using CAD Assist™ and the ACCEL™ Solution Centre
- Instantly gain priority access to James Hardie's industry leading experts – even when you're on site.

ACCEL™ will help fast-track your business.



**ACCELpartner** is an exclusive new premium service product created especially for James Hardie product distributors, to help you deliver unparalleled service to your customers. With it, you'll tap into a world of up-to-date information, comprehensive product data, priority support and smart building solutions.

With ACCEL™ partner you can:

- Easily help customers calculate product and generate a bill of quantities using automated product estimating tools
- Quickly use the 3D Building Product Advisor and Accessories Library to make finding, selling, and ordering a breeze
- Accurately advise your customers on possible solutions to complicated building codes and regulations using the Solution Centre
- Instantly gain priority access to James Hardie's industry leading experts – even when you're serving a customer.





JHSCYOVERVIEW

© 2014 James Hardie Australia Pty Ltd ABN 12 084 635 558

™ and ® denote a trademark or registered mark owned by James Hardie Technology Limited.

Colorbond® is a registered mark of BlueScope Steel Pty Ltd.

Call **13 11 03** for information and advice | [jameshardie.com.au](http://jameshardie.com.au)



**James Hardie**