


ENGINEERED WOOD PRODUCTS



Trust
Shadowclad



The natural solution for you.





Gully House, BlighVollerNield



Cape Schanck House, Paul Morgan Architects



Aberdeen Hotel, Millar Watson

Trust SHADOWclad

Trust SHADOWclad® is a sustainable, stylish and versatile plywood cladding. Trust its textured or grooved appearance for both outdoor and indoor applications. Whether your project is residential or commercial, SHADOWclad offers a cost effective alternative to standard wall cladding. Trust SHADOWclad will not only do the job but do it well.

Grooved



Primed (beige)



Natural

Textured



Primed (beige)



Natural

Benefits

- Easy to use – lightweight and easy to handle on-site; plus no special tools required for installation
- Cost effective – saves on labour and paint costs with preprimed finish
- Design flexibility – can be used on curved applications; dual cladding and bracing as well as internal lining
- Durable performance – H3 treated against fungal and termite attack
- Environmentally sustainable – available FSC® ‘Chain of Custody’ certified upon request for Green Star credits





1 Project:
Sunshine Coast University Library
Architects:
Lawrence Nield +
John Mainwaring
Product:
SHADOWclad Texture

2 Project:
National Environment Centre
Architects:
Lindsay + Kerry Clare
Product:
SHADOWclad Texture

3 Project:
University of Notre Dame
Medical School
Design:
DesignInc
Product:
SHADOWclad Grooved

4 Project:
Blues Point Hotel
Architects:
Carterwilliamson
Product:
SHADOWclad Grooved

Product and purpose

SHADOWclad is a 12 mm thick wall cladding available in sheets of coverage 1200 mm width and lengths of 2440 or 2745 mm and a shiplap weathergroove joint on the long edge of each sheet. The surface has a rough band sawn texture and is available with or without vertical grooves at 150 mm centres.

SHADOWclad is available in a proprietary preprimed, powder coated finish for painting or in an unprimed natural surface for staining. The aesthetic properties of SHADOWclad make it suitable for both exterior and interior applications.

SHADOWclad is treated to H3 with a clear, non corrosive Light Organic Solvent Preservative (LOSP). This treatment protects the surface against rot and insect infestation. It can also be used for structural bracing when fixed directly to framing[†]. SHADOWclad is manufactured from legally harvested plantation grown Radiata pine.

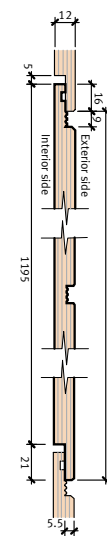
SHADOWclad product range

Description	Textured	Grooved
Finish	Natural or Primed	Natural or Primed
Sheet Length	2440, 2745 mm	2440, 2745 mm
Width	1216 mm	1216 mm
Length/Width Tolerance	+/- 1 mm	+/- 1 mm
Weight Kg/m ²	7	7
Grooves	N/A	9 mm wide, 5 mm deep, 150 mm centres
Edge Profile	Shiplap with Weathergrooves	Shiplap with Weathergrooves
Treatment	H3 (AZOLE) LOSP Clear [^]	H3 (AZOLE) LOSP Clear [^]
R-Value	2 [§]	2 [§]

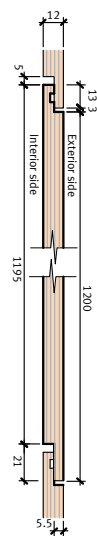
[†] Bracing capacity depends on the wind zones and nail patterns.

[^] Untreated product is also available made to order.

[§] Total cavity value assumes 10 mm plasterboard lining, bulk insulation R 1.5 m, cavity width, reflective foil lining.



Shadowclad Grooved

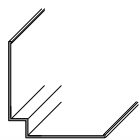


Shadowclad Textured

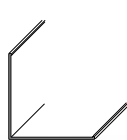
SHADOWclad flashings

Natural anodized aluminium flashings, as illustrated below, are available for corners and horizontal joints. The flashings are profiled to ensure weather seal protection and compliment the look and feel of SHADOWclad. SHADOWclad accessories include 3.6 m Horizontal 'Z', 2440 mm and 2745 mm Internal 90° angle and Internal 'W' 90° angle and an External 90° box angle (15 x 15 mm, 25 x 25 mm). For professional technical advice contact a qualified Carter Holt Harvey representative or visit www.shadowclad.com.au and download a copy of the Installation Guide.

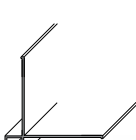
Internal 'W' 90° Angle



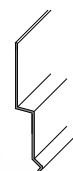
Internal 90° Angle



External Box Angle



Horizontal 'Z' Flashing



Installation Tips

- Sheets should be aired 5 days prior to painting to dissipate LOSP treatment
- Seal all cut edges with a preservative such as PROTIM® LOSP. Laps and edges should be sealed with primer
- Allow 2-3 mm between the vertical sheet joints and corner joints
- Allow a gap of 5 mm between the bottom of the sheet and flashings for frame movement and drainage
- Fasten all edges at 150 mm centres and 7 mm from sheet edges
- Fasten to intermediate studs and nogs at 300 mm centres
- Do not nail in the bottom of the groove of the grooved panels
- Do not nail through the shiplap profile
- Extreme climate areas may require additional top coats - see paint manufacturers instructions for more information

Taubmans Endure Exterior Paint System

For use over primed Grooved or Textured SHADOWclad




Note: Colours shown are as close as possible to actual paint colours. Due to limitations of the printing process, photographic and printed images may not represent the true colour.

A Taubmans warranty will apply when prepared and painted in accordance with Taubmans paint specifications. For a complete colour palette and further details contact Taubmans 131 686 or visit www.specif-i.com.au

UVEX Timber Finish

For use over natural Grooved or Textured SHADOWclad



Note: Colours shown are as close as possible to actual stain finish. Due to limitations of the printing process, photographic and printed images may not represent the true colour.

SHADOWclad is supplied natural or primed. This colour palette has been curated to provide inspiration for you to finish your next project.

Also available in Natural. For a complete colour palette contact Haymes Paints on 1800 033 431 or visit www.simplywoodcare.com.au

Preparation

Prior to painting, ensure that the surface is clean, dry and free from dust, oil and grease. For best results, brush the grooves clean with a soft bristle brush or broom before washing down. Ensure grooves are painted with a brush. We recommend painting within 3 months of installation or external exposure. Sheets should be aired 5 days prior to painting to dissipate LOSP. Avoid working in direct sun. Light paint colours are recommended in preference to darker colours. Dark paint colours can cause the cladding surface to distort in very hot, direct sunlight and may require extra on-going maintenance.

Primed SHADOWclad

SHADOWclad is available in a proprietary preprimed, powder coated finish for painting or in an unprimed natural surface for staining.

Unlike liquid primers, the powder coating process prepares the surface with a continuous film across all edges, over the shiplap and enrobes the surface fibres.

Primed SHADOWclad improves top coat application rates when compared to non-primed natural timber surface finishes, saving you time and money. Top coat application rates are 12-14 m² per litre.

For best results when painting on primed SHADOWclad, use high quality paints such as Taubmans Endure Exterior Low Sheen (D181) with a brush or roller. Gloss and Matt finishes are not recommended.

Natural SHADOWclad

Natural SHADOWclad can be both coated with quality pigmented paints or semi transparent timber finishes. For a painted finish we recommend 1 coat of Taubmans 3 in 1 Primer Sealer Undercoat or equivalent. Top coat with 2 coats of Taubmans Endure Exterior Low Sheen or Matt for a long lasting finish. For coastal or harsh exposure areas a Low Sheen finish is recommended.

If a semi transparent stain finish is desired we recommend 1 coat of Simply Woodcare UVEX Primer followed by 2 coats of UVEX Timber finish. Providing triple barrier protection the UVEX Timber finish system is water based and available in a wide range of colours.

Surface should be coated prior to any weathering occurring. Apply 2 coats of Simply Woodcare UVEX Timber Finish. Regular cleaning of the surface will rejuvenate the surface and extend the surface life of the coating.

SHADOWclad can also be stained with Cabot's or Intergrain exterior stains and painted with Dulux Acrylic Primer Undercoat and Dulux Weathershield X10 top coat.

Note: Surface checking may occur and is a natural characteristic of the product. For best results follow paint manufacturers' instructions on the label.

Safe handling

We recommend that respirators, safety gloves and loose comfortable clothing are worn with the sawing and drilling of all cladding materials to protect against wood dust. Material Safety Data Sheets (MSDS) are available on request.

Product quality

Complies with Building Code of Australia 2014. Engineered Wood Products Association of Australasia 'Product Certified' for peace of mind.



Wood, naturally

Our timber products are a better environmental choice for building. They're natural, renewable and sustainable.

Australia's leading timber and engineered wood products supplier, Carter Holt Harvey, is committed to conserving and protecting the Australian natural environment. Carter Holt Harvey adheres to:

- Certified environmental standards
- Reducing water usage
- Using resources efficiently

Carter Holt Harvey ensures that all its wood is legally sourced from sustainably managed, plantation forests, by way of third party audit and 'chain of custody' requirements and does not source wood from genetically modified or 'old growth' sources.

Wood products require less energy to produce than almost any other building product. Much of the energy used in the processing of timber is derived from the combustion of process residues as biofuel. That helps Carter Holt Harvey manufacture products with a carbon emission intensity that is much lower than building products not derived from renewable resources.

Timber is the only building product that is a natural carbon store. Wood products play a role in reducing carbon pollution by storing carbon sequestered by forests while in use and often for many years beyond.

Carter Holt Harvey – using wood, naturally for a responsible and sustainable business.

Visit www.chhwoodproducts.com.au for further information on our environmental initiatives.



Rozelle House, Carterwilliamson Architects



University of Notre Dame Medical School, DesignInc



Illawarra Flame House, Solar Decathlon China, Team UOW

Available from:

MORE ONLINE

chhwoodproducts.com.au/SHADOWclad

CarterHoltHarvey
Woodproducts Australia